

PROPOSED SATYABAMA ENGINEERING COLLEGE CAMPUS AT SEMMANCHERI VILLAGE, MADRAS. VILLAGE NO. 190 SURVEY NOS. 373/1A, 1B, 374/1, 375/1A 1B & 2, 379/2C, 380/1, 2, 3A2, 3A3, 3B1, 3B2, 3B3, 381, 382/1A, 385/5 & 6, 386.

SPECIFICATION
 FOUNDATION: UNDER REAMER PILES WITH DOUBLE BULB.
 FLOORING: CEMENT FLOORING OF 150 TK. PLAIN CEMENT CONCRETE 1:5:10 SAND FILLING.
 SUPER STRUCTURE: FIRST CLASS B.W. IN CM. 1:4 IN GROUND FLOOR.
 R.C.C. LINTELS, SUNSHADES, ETC. CEMENT CONCRETE 1:2:4.
 JOINERY: ALL DOORS, WINDOWS, VENTILATORS ARE IN STEEL.
 PLASTERING: 12 MM. TK. CM. 1:4.
 FINISHING: CEMENT PAINT OF PLASTERED SURFACE.
 WEATHERING COURSE: PRESSED TILES IN CM. 1:4 OF BRICK JELLY IN LIME CONCRETE LAID TO SLOPE.

AREA STATEMENT:
 EXISTING GROUND FLOOR AREA - 45A.0
 PROPOSED GROUND FLOOR AREA - 90.41
 TOTAL GROUND FLOOR AREA - 558.91

SCHEDULE OF JOINERY

S. NO.	OPENING SIZE		TYPE
	WIDTH	HEIGHT	
Ⓐ	1530	2440	T.W. PANELLED DOOR
Ⓛ	1830	1530	GLAZED WINDOW

NOTES:
 1. ALL DIMENSIONS ARE IN MM.
 2. ONLY WRITTEN DIMENSIONS SHALL BE FOLLOWED.

COLOUR REFERENCE:
 EXISTING BUILDING: [Symbol]
 ROAD: [Symbol]
 PROPOSED WORK: [Symbol]
 SEWER LINE: [Symbol]

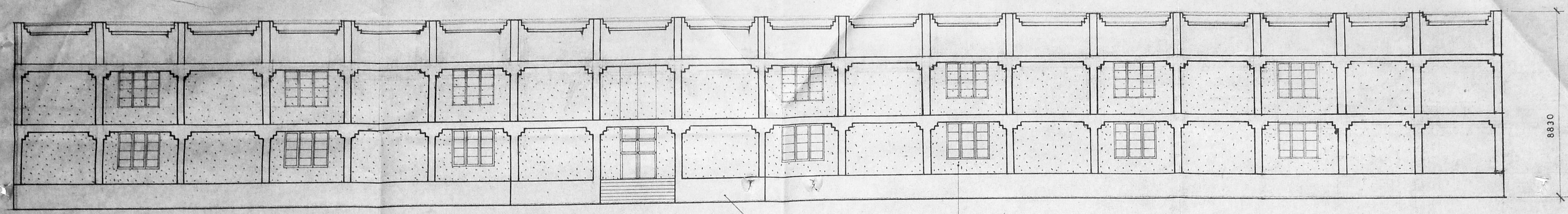
TITLE:
 GROUND FLOOR PLAN ELEVATION SECTIONS & OTHER DETAILS FOR BUILDING NO. 4

DRN. BY: E.V. Murthy. DATE: R. NO.
 SCALE: 1-100 DRG. NO: 93-8914/MMDA/A1-22

OWNER:
 [Signature]

LICENCED ENGINEER:
 [Signature]

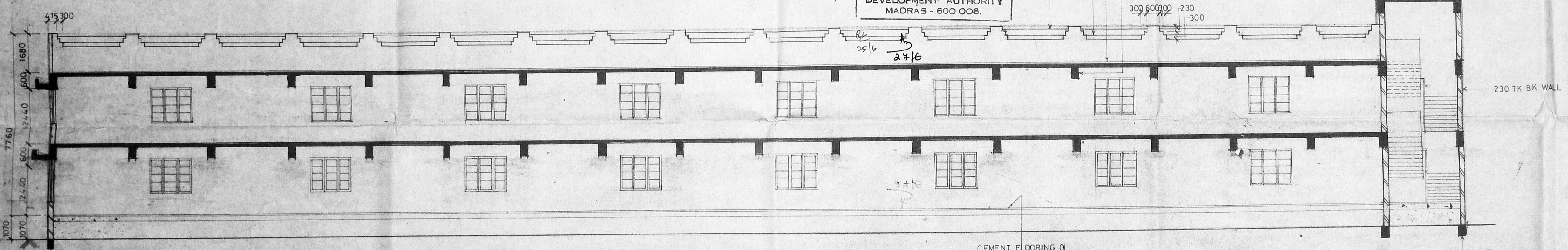
R. BALASUBRAMANIAN
 B.E. (CIVIL) P. OR. 2 & C.P.
 LICENCED SURVEYOR.
 Class I, (Reg. No. 433/88-89)
 Corporation of Madras
 912, POONAMALLEE HIGH ROAD,
 OPPOSITE TO MERRI PARK, MADRAS-600 044



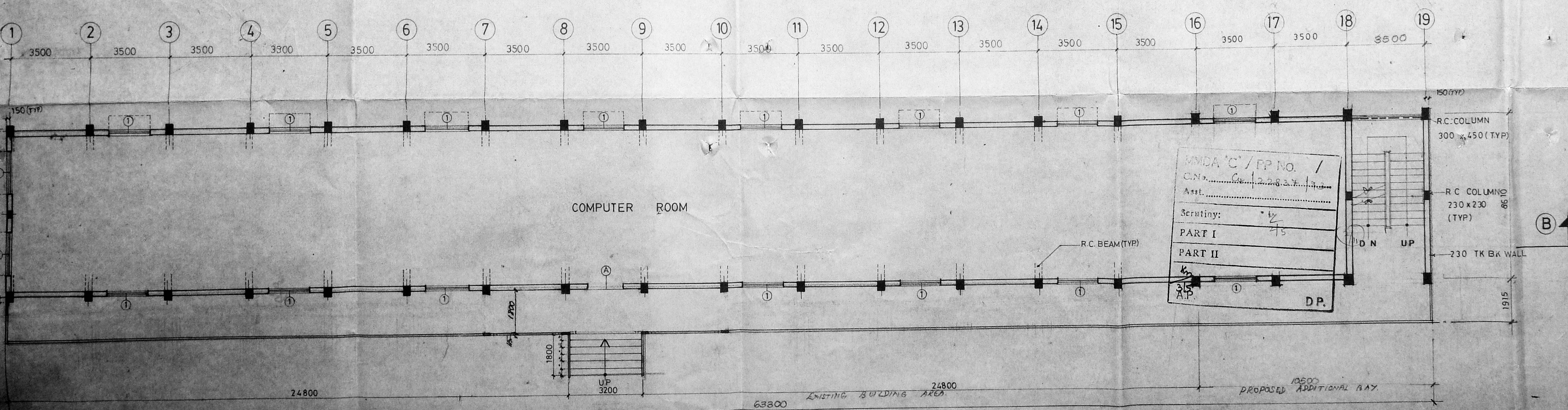
FRONT ELEVATION

Planning Permit No. PP/518/4/94
APPROVED
 SUBJECT TO THE CONDITIONS IN THIS OFFICE LETTER.
 No. 9122837/94 Date 27.6.94
 FOR MEMBER SECRETARY
 MADRAS METROPOLITAN
 DEVELOPMENT AUTHORITY
 MADRAS - 600 008.

50 Ø NBMS PIPE (TYP)
 35 Ø NBMS PIPE (TYP)
 WEATHERING COURSE OF PRESSED TILES OF R.C. SLAB
 R.C. BEAM (TYP)

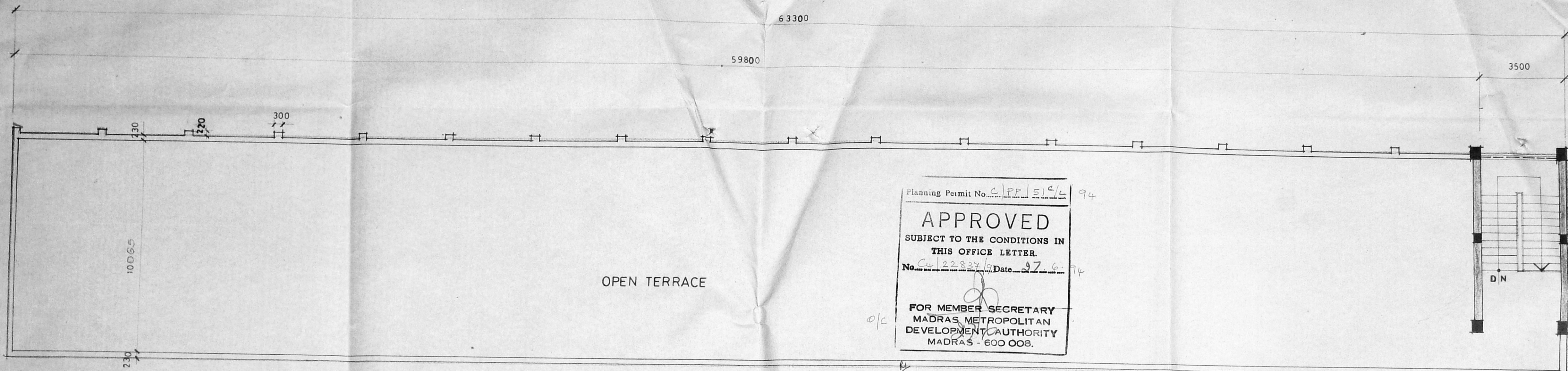


SECTION B B



GROUND FLOOR PLAN

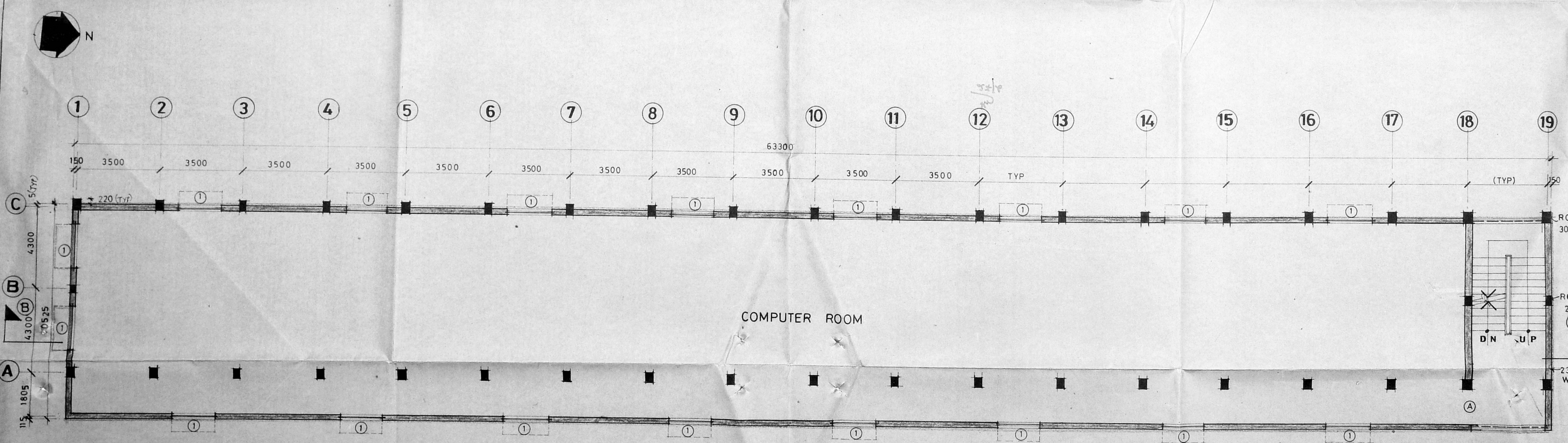
PROPOSED SATYABAMA ENGINEERING
 COLLAGE CAMPUS AT SEMMANCHERI
 VILLAGE
 MADRAS VILLAGE NO_190
 SURVERY NOS 373/1A,1B,& 2, 374/1,
 375/1A,1B,2, 379/2C, 380/1,2,3A2, 3A3,
 3B1,3B2, 3B3, 381, 382/1A, 385/ 5&6, 386.



Planning Permit No. C.P.P. 519/L 94
APPROVED
 SUBJECT TO THE CONDITIONS IN
 THIS OFFICE LETTER.
 No. C.P. 122837/94 Date 27.6.94
 FOR MEMBER SECRETARY
 MADRAS METROPOLITAN
 DEVELOPMENT AUTHORITY
 MADRAS - 600 008.

TERRACE FLOOR PLAN

AREA STATEMENT:
 PROPOSED FIRST FLOOR BUILD UP AREA: 666.28 SQ.M.



FIRST FLOOR PLAN

MMDA 'C' / PP NO. /
 C.No. C.P. 122837/94
 Asst.
 Scrutiny:
 PART I 12/5
 PART II 12/5
 M/s 315
 DP.

- NOTES:
 1. ALL DIMENSIONS ARE IN MM.
 2. ONLY WRITTEN DIMENSIONS SHALL BE FOLLOWED.

COLOUR REFERENCE

EXISTING BUILDING	=====
ROAD	=====
PROPOSED WORK	=====
SEWER LINE	-----S-----

TITLE: COMPUTER BLOCK NO. 4
**FIRST FLOOR PLAN &
 TERRACE FLOOR PLAN**

DRN. BY: F.P. Mary DATE: 3 3 1994 R. NO.: 0
 SCALE: 1:100 DRG. NO: 94-8914/ MMDA / AI- 24

OWNER:

LICENCED SURVEYOR:
 R. BALASUBRAMANIAN
 BE (CIVIL) P. DIP. T & C. P.
 LICENCED SURVEYOR
 Class I (Regd. No. 435/00-85)
 Corporation of Madras
 913 POONAMALLE HIGH ROAD,
 OPPOSITE TOHENAID PALLE, MADRAS-40

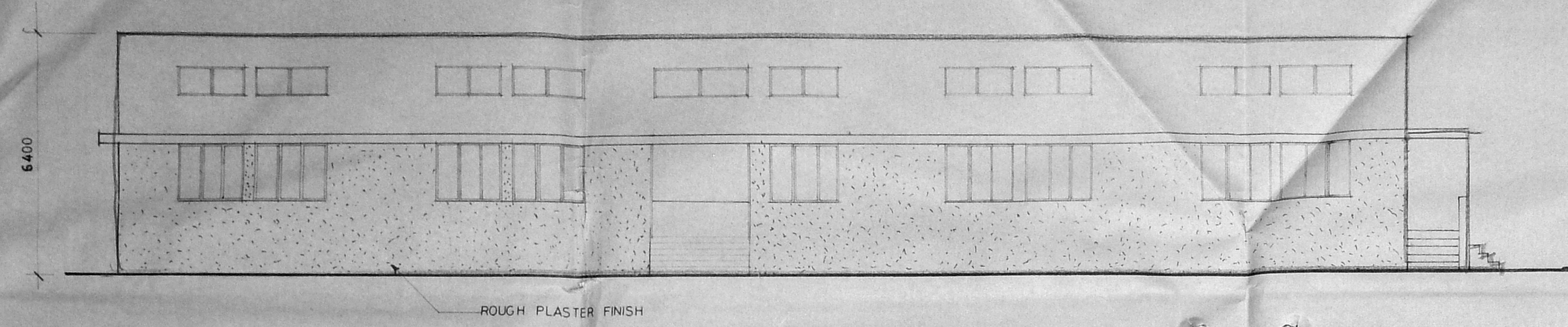
PROPOSED SATHYABAMA ENGINEERING
COLLEGE CAMPUS AT SEMMANCHERI
VILLAGE
MADRAS VILLAGE NO - 190
SURVEY NOS: 373/1A, 1B, 374/1, 375/1A, 1B & 2,
379/2C, 380/1, 2, 3A2, 3A3, 3B1, 3B2, 3B3, 3B1, 3B2/1A,
385/5 & 6, 386.

SPECIFICATION

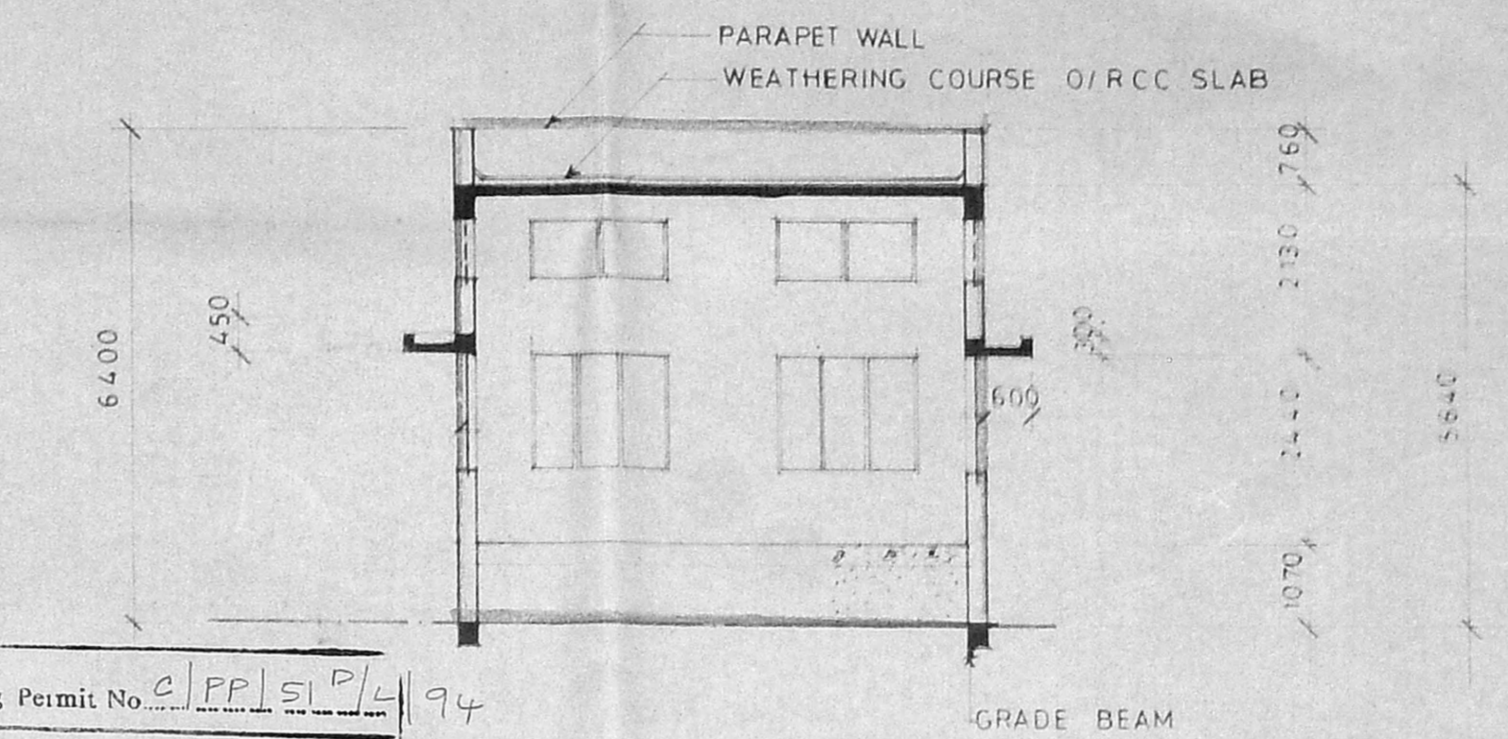
FOUNDATION : UNDER REAMED PILES WITH DOUBLE BULB.
FLOORING : GRANULITHIC FLOORING 0/10 TK PLAIN CEMENT CONCRETE 1:5:10 0/ SAND FILLING.
SUPER STRUCTURE : FIRST CLASS BK IN CEMENT MORTAR 1:5.
RCC LINTELS SUNSHADES : CEMENT CONCRET 1:2:4
JOINERY : ALL DOORS WINDOWS VENTILATORS ARE IN STEEL
PLASTERING : 12mm TK CEMENT MORTAR 1:4
FINISHING : CEMENT PAINT 0/ PLASTERED SURFACE
WEATHERING COURSE : PRESSED TILES IN CM 1:4 0/ BRICK JELLY IN LIME CONCRETE LAID TO SLOPE

AREA STATEMENT

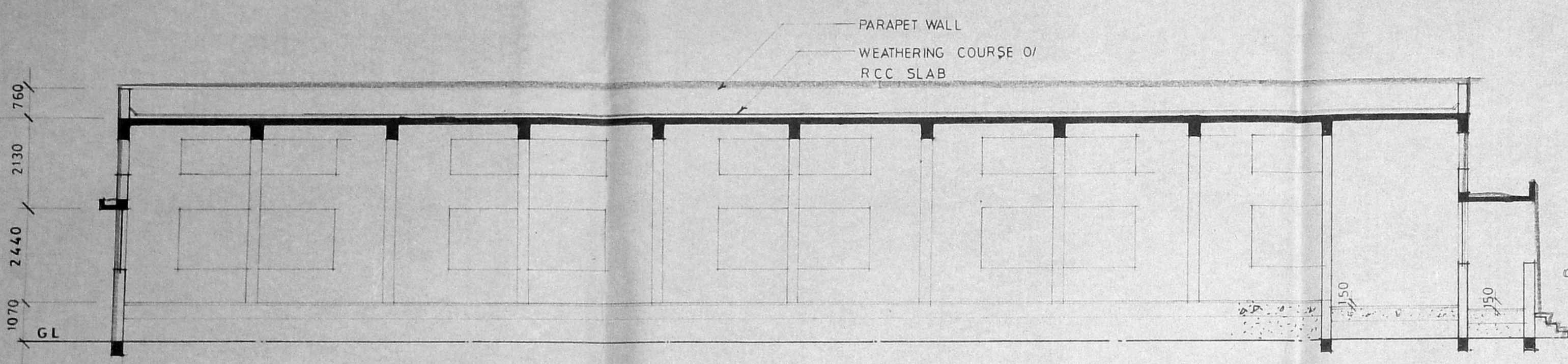
GROUND FLOOR AREA 257.60 SQ.M



FRONT SIDE ELEVATION

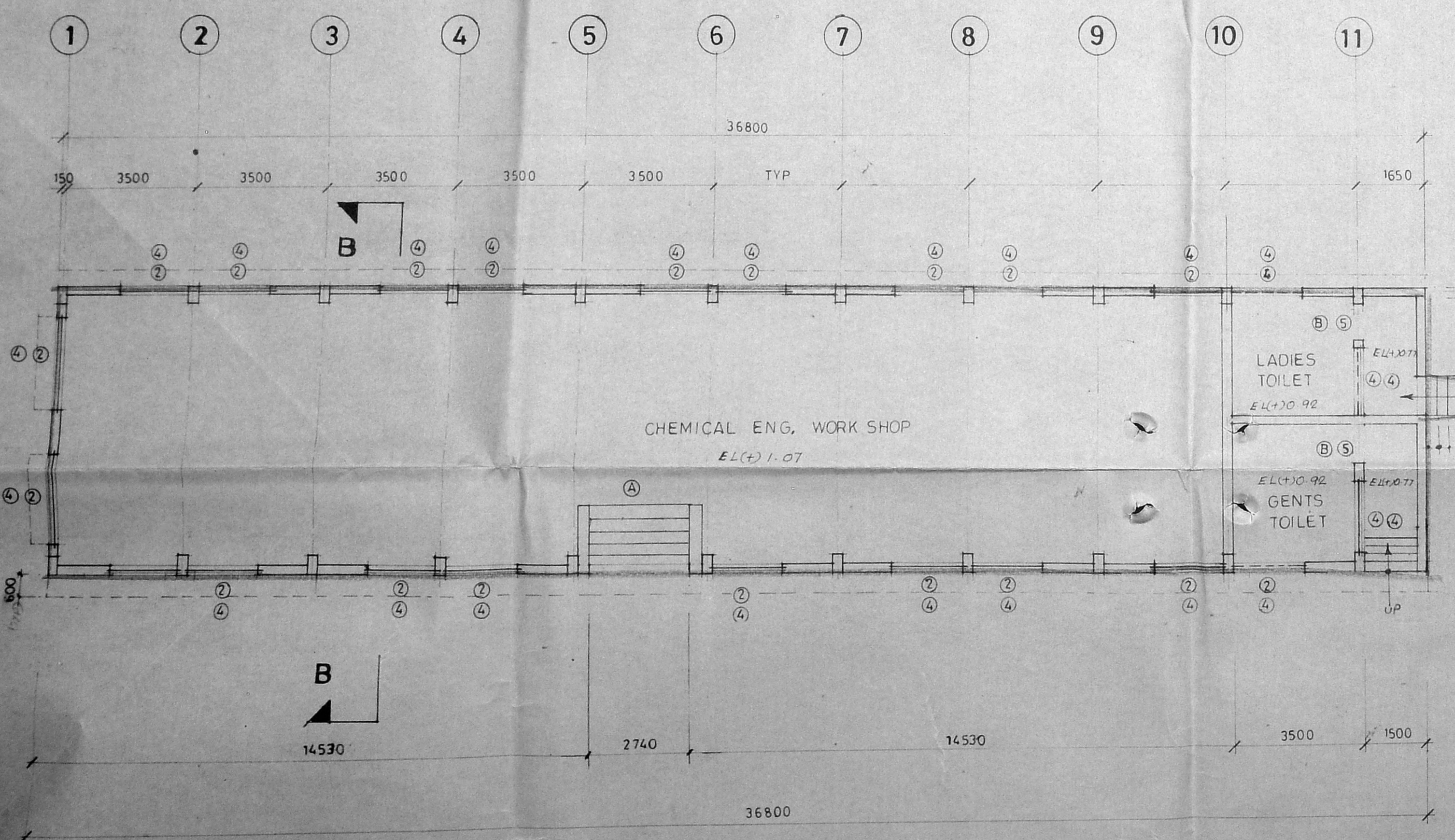



SECTION - B-B



SECTION A-A

Planning Permit No. 2/PP/51/2/94
APPROVED
SUBJECT TO THE CONDITIONS IN THIS OFFICE LETTER.
No. 22237/93 Date 27/6/93
FOR MEMBER SECRETARY
MADRAS METROPOLITAN
DEVELOPMENT AUTHORITY
MADRAS 600 008



S. NO	OPENING SIZE		TYPE
	WIDTH	HEIGHT	
A	2740	2400	ROLLING SHUTTER
B	1000	2440	T W FLUSH DOOR
1	2240	1530	STEEL GLAZED WINDOW
2	1830	1530	STEEL GLAZED WINDOW
3	2700	750	STEEL GLAZED VENTILATOR
4	1830	750	do
5	1000	750	do

NOTES:

ALL DIMENSIONS ARE IN MM

COLOUR REFERENCE

BOUNDARY LINE :
ROAD :
PROPOSED WORK :
SEWER LINE :

TITLE:

GROUND FLOOR PLAN
SECTION A A & B B
ELEVATION FOR WORK SHOP # 4
BUILDING NO. 24

DRN BY: F.P. Mary Jasmine DATE: 21-3-1994 REV. NO

SCALE: 1:100 DRG NO: 94/89W/MMDA/A1-25

OWNER:

[Signature]

LICENCED ENGINEER:

[Signature]
R. BALASUBRAMANINA
BE (CIVIL) P. DIP. T. & C. P.
LICENCED SURVEYOR
Class I (Regd No 435 88 89)
Corporation of Madras
913 POONAMALLEE HIGH ROAD
OPPOSITE TO NEHRU PARK MADRAS - 60

MMDA 'C' / PP NO. /
C.N. No. 22237/93
Asst. [Signature]
Scrutiny:
PART I [Signature]
PART II [Signature]
APB/S
D.P.

PROPOSED SATHYABAMA ENGINEERING
COLLAGE CAMPAS AT SEMMANCHERI
VILLAGE
MADRAS VILLAGE NO 190
SURVEY NOS. 373/1A, 1B, 374/1, 375/1A,
1B.& 2, 379/2C, 380 1, 2, 3A 2, 3A3, 3B1,
3B2, 3B3, 381, 382/1A, 385/5.& 6. 386

SPECIFICATION

FOUNDATION: UNDER REAMED PILES WITH DOUBLE BULB
FLOORING: GRANOLITHIC FLOORING 0/10 TK PLAIN CEMENT
CONCRETE 1:5:10 O/SAND FILLING
SUPER STRUCTURE: FIRST CLASS BK.WK. IN C.M 1:5
R.C.C LINTELS SUNSHADES ETC: CEMENT CONCRETE 1:2:4
JOINERY: ALL DOORS WINDOWS VENTILATORS ARE IN STEEL
PLASTERING: 12 MM TK CEMENT MORTAR 1:4
FINISHING: CEMENT PAINT (D) PLASTERED SURFACE
WEATHERING COURSE: PRESSED TILES IN CM 1:4 (D) BRICK JELLY
IN LIME CONCRETE LAID TO SLOPE.

AREA STATEMENT:

GROUND FLOOR AREA 434.88 Sq.m.

SCHEDULE OF JOINERY

S.NO	OPENING SIZE		TYPE
	WIDTH	HEIGHT	
(A)	1530	2440	ROLLING SHUTTER
①	2440	1530	STEEL GLAZED WINDOW
②	1830	1530	STEEL GLAZED WINDOW
③	2440	750	STEEL GLAZED VENTILATOR
④	1830	750	STEEL GLAZED VENTILATOR
⑤	1530	750	STEEL GLAZED VENTILATOR

NOTES:

- ALL DIMENSIONS ARE IN MM.
- ONLY WRITTEN DIMENSIONS SHALL BE FOLLOWED.

COLOUR REFERENCE:

PROPOSED WORK :	
ROAD :	
EXISTING BUILDING :	
SEWER LINE :	

TITLE: LABORATORY #4 FOR CHEMICAL ENG.
GROUND FLOOR PLAN SECTIONS
ELEVATION AND OTHER DETAILS
FOR BUILDING NO. 25

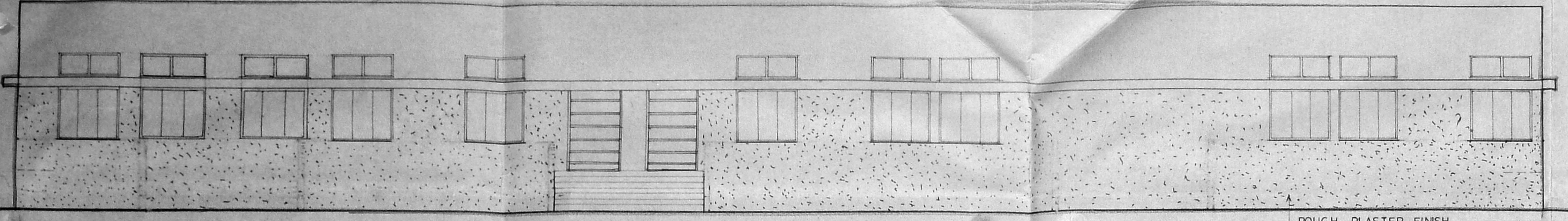
DRN BY: F.P.MARY	DATE:	R. NO. 0
------------------	-------	----------

SCALE:	DRG NO: 8914/MMDA/A1-26
--------	-------------------------

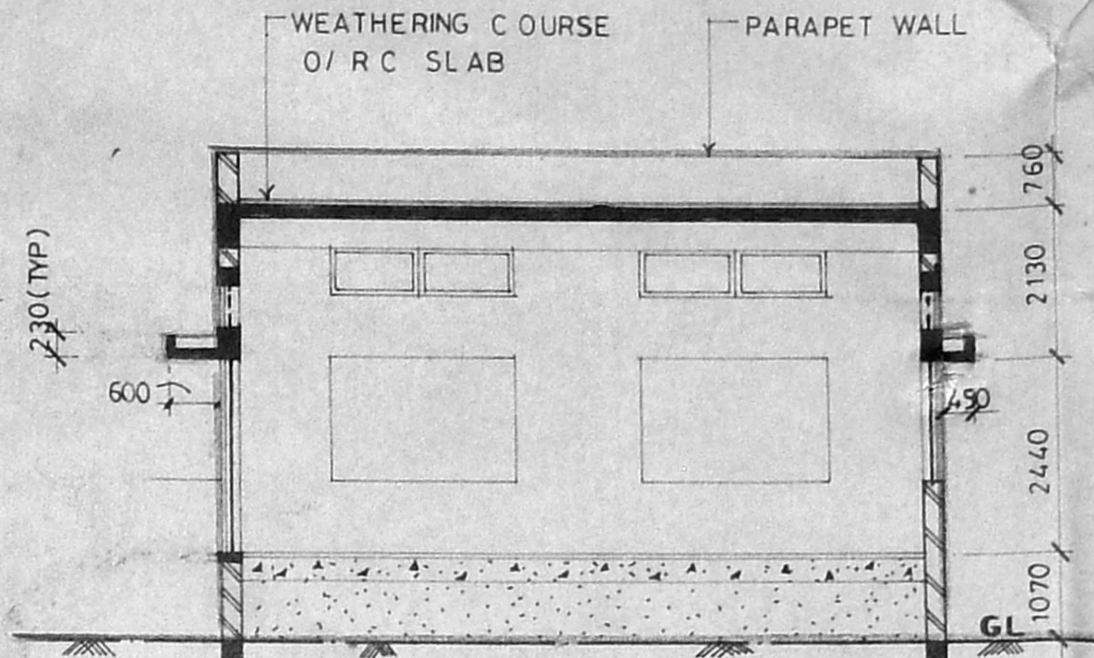
OWNER:

LICENCED ENGINEER:

R. BALASUBRAMANIAN
BE (CIVIL) P. DIP. T & CP
LICENCED SURVEYOR
Class I (Regd. NO 435 88-89)
Corporation of Madras.
913 POONAMALLEE HIGH ROAD
OPPOSITE TO NEHRU PARK, MADRAS-84




FRONT ELEVATION

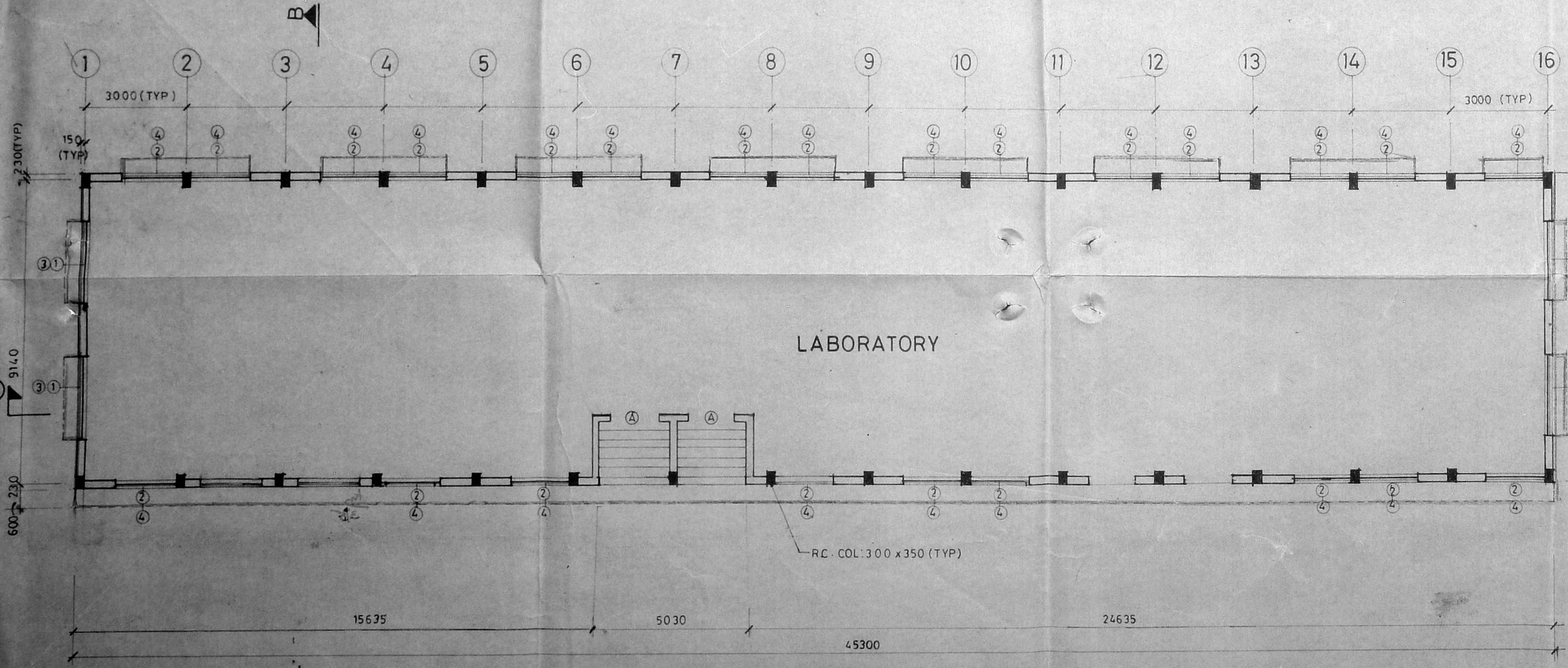


SECTION B B

Planning Permit No. C/PP/515/74
APPROVED
SUBJECT TO THE CONDITIONS IN
THIS OFFICE LETTER.
No. C/22837/93 Date: 27.6.94
FOR MEMBER SECRETARY
MADRAS METROPOLITAN
DEVELOPMENT AUTHORITY
MADRAS - 600 009.



SECTION A A



GROUND FLOOR PLAN

MMDA 'C' / PP NO. /
C.N. No. 22837/93
Asst. _____
Scrutiny: _____
PART I _____
PART II _____
A.P. D.P.

REFERENCE DRG.	
DRG NO	TITLE
8914/MMDA/A1-01	LAYOUT PLAN

PROPOSED SATYABAMA ENGINEERING COLLEGE CAMPUS AT SEMMANCHERI VILLAGE, MADRAS. VILLAGE NO. 190. SURVEY NOS. 373/A, 1B, 374/A, 375/A, 1B & 2, 379/2C, 380/1, 2, 3A2, 3A3, 3B1, 3B2, 3B3, 381, 382/1A, 385/5 & 6, 386.

SPECIFICATION:

FOUNDATION: UNDER REAMED PILES WITH DOUBLE BULB.
 FLOORING: GRANULITIC FLOORING 7 TO 10 TK. PLAIN CEMENT CONCRETE 1:5:10 OF SAND FILLING.
 SUPER STRUCTURE: FIRST CLASS BK.WK. IN C.M. 1:5 R.C.C. LINTELS, SUNSHADES, ETC. CEMENT CONCRETE 1:2:4 JOINERY: ALL DOORS, WINDOWS, VENTILATORS, ARE IN STEEL.
 PLASTERING: 12 MM TK. IN CEMENT MORTAR 1:4 FINISHING CEMENT PAINT 7 PLASTERED SURFACE WEATHERING COURSE: PRESSED TILES IN C.M. 1:4 OF BRICK JELLY IN LIVE CONCRETE LAB TO SLOPE.

AREA STATEMENT:

GROUND FLOOR AREA 506.88 Sq.M.

SCHEDULE OF JOINERY:

S.NO.	OPENING SIZE		TYPE
	WIDTH	HEIGHT	
(A)	3200	2440	ROLLING SHUTTER
(1)	2440	1350	STEEL GLAZED WINDOW
(2)	1830	1530	STEEL GLAZED WINDOW
(3)	2440	750	STEEL GLAZED VENTILATOR
(4)	1830	750	STEEL GLAZED VENTILATOR
(5)	3200	750	STEEL GLAZED VENTILATOR

NOTES:
 1. ALL DIMENSIONS ARE IN MM.
 2. ONLY WRITTEN DIMENSIONS SHALL BE FOLLOWED.

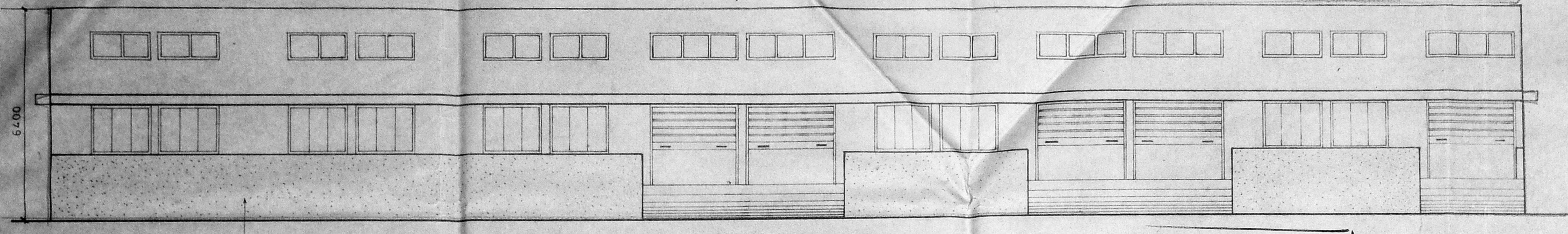
COLOR REFERENCE:
 EXISTING BUILDING: [Symbol]
 ROAD: [Symbol]
 PROPOSED WORK: [Symbol]
 SEWER LINE: [Symbol]

TITLE: WORK SHOP # 5
 GROUND FLOOR PLAN, SECTIONS, ELEVATION AND OTHER DETAILS FOR BUILDING NO (26) 26

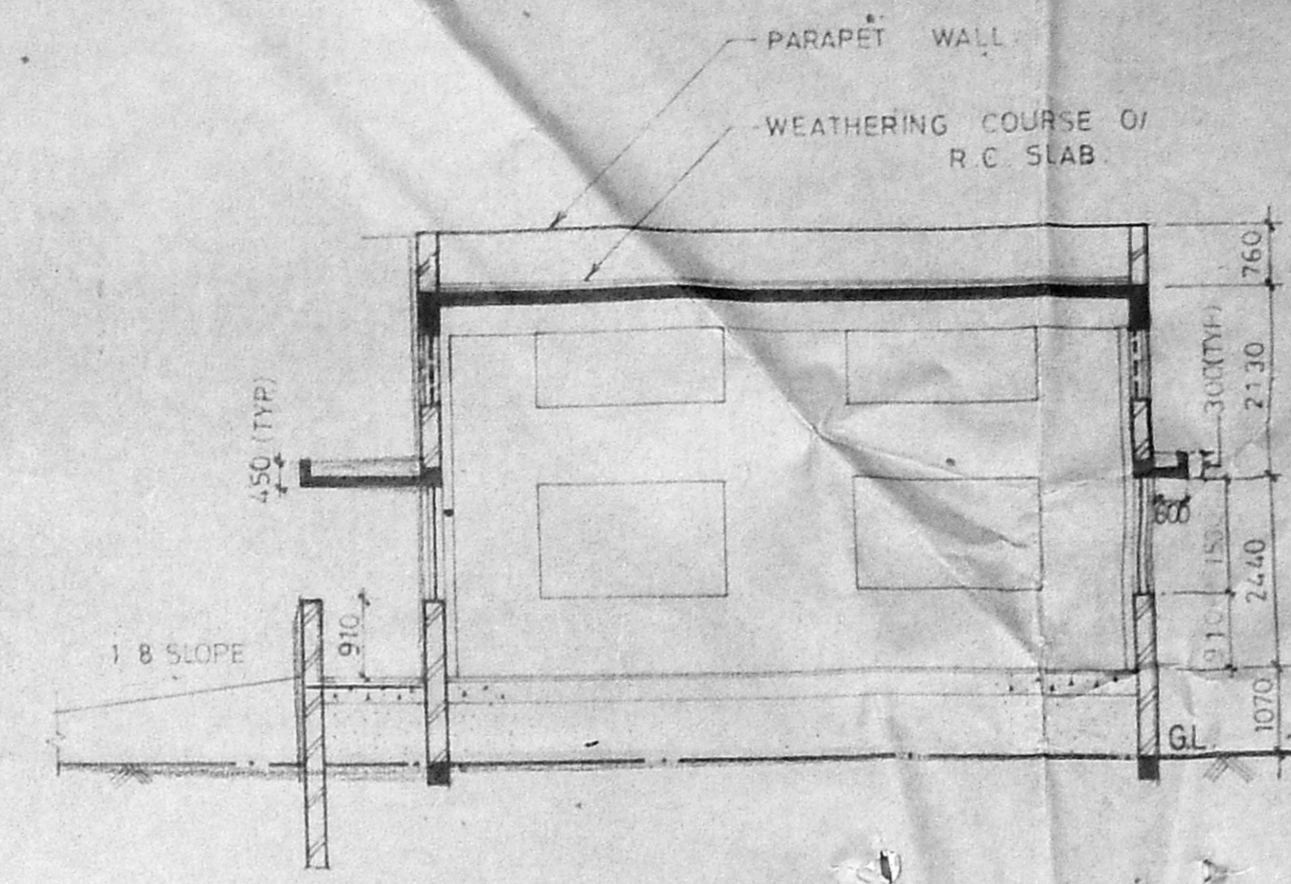
DRN. BY: K.SADEESH DATE: R. NO. 1
 SCALE: 1:100 DRG. NO. 8914/MMDA/A1-27

OWNER:
 [Signature]

LICENCED ENGINEER:
 [Signature] R. BALASUBRAMANIAN
 B.E. (CIVIL) P.D.P.T. & CP
 LICENCED SURVEYOR
 Class I (Regd. No. 485/88-89)
 Corporation of Madras
 913, PROMANALLES HOOD ROAD
 OPPOSITE TONENRUPAKK, MADRAS-84

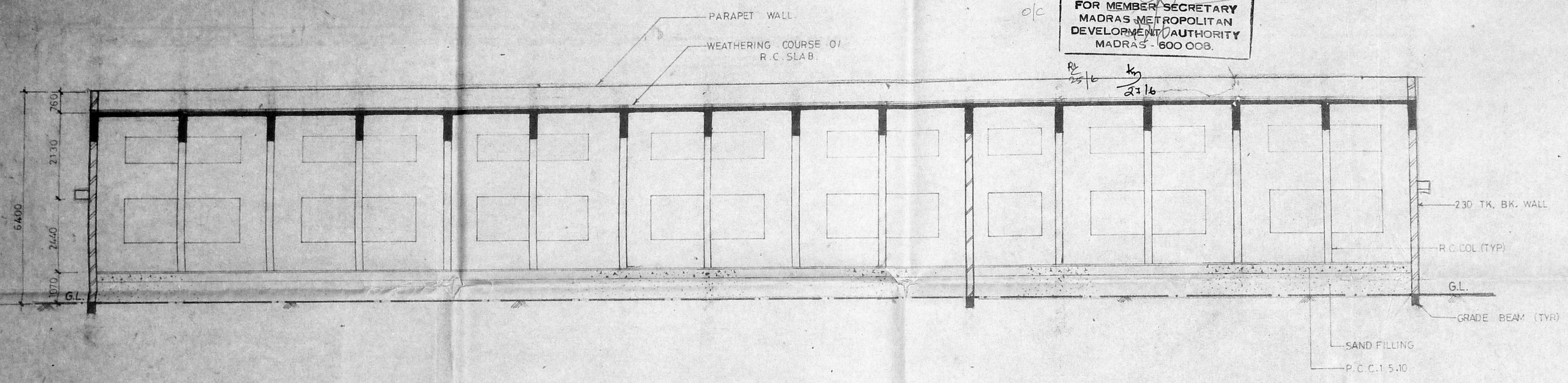


ELEVATION

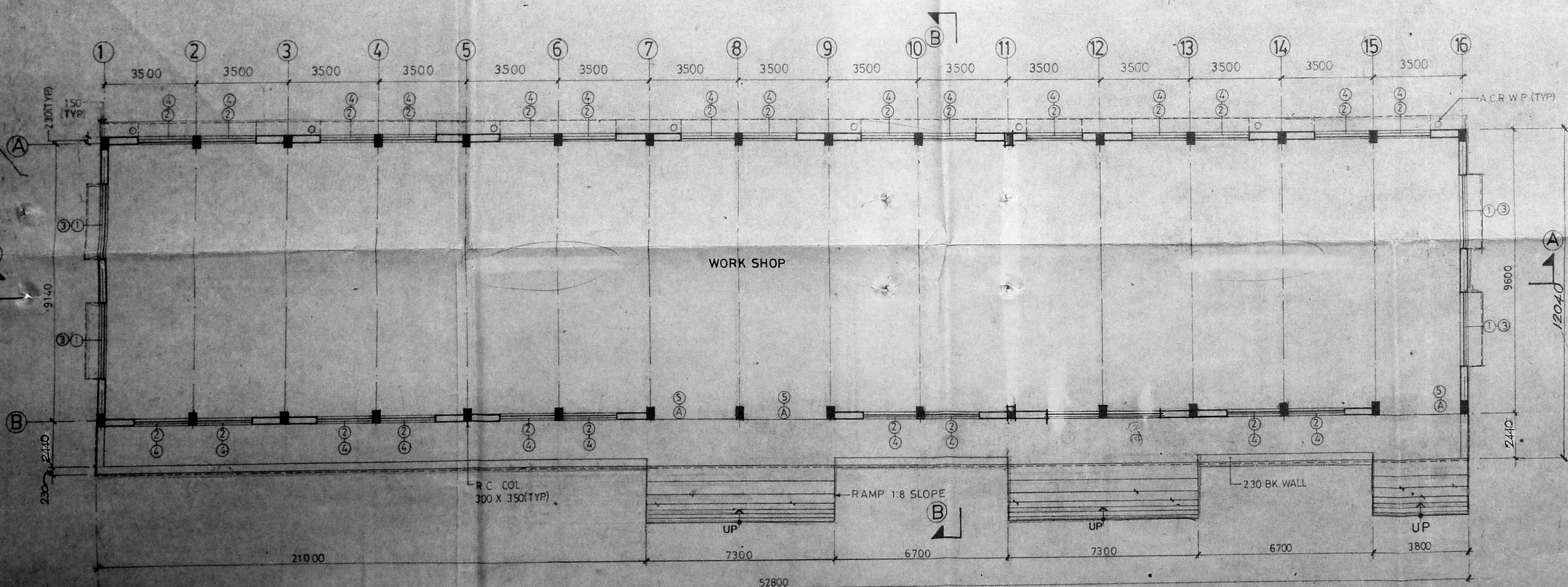



SECTION B-B

Planning Permit No. C/P/151/L/94
APPROVED
 SUBJECT TO THE CONDITIONS IN THIS OFFICE LETTER.
 No. 22824/92 Date 27.6.94
 FOR MEMBER SECRETARY
 MADRAS METROPOLITAN
 DEVELOPMENT AUTHORITY
 MADRAS - 600 008.



SECTION A-A



GROUND FLOOR PLAN

MMDA C/P/PP NO. 1
 C.N. 22824/92
 A.C.R. W.P. (TYP)
 PART I
 PART II
 A.P. 315
 D.P.

DRG. NO.	TITLE
8914/MMDA/A1-01	LAYOUT PLAN

PROPOSED SATYABAMA ENGINEERING COLLEGE CAMPUS AT SEMMANCHERI VILLAGE, MADRAS. VILLAGE NO: 190.
 SURVEY NOS: 373/1A, 1B, 374/1, 375/1A, 1B & 2, 379/2C, 380/1, 2, 3A2, 3A3, 3B1, 3B2, 3B3, 381, 382/1A, 385/5 & 6, 386.

SPECIFICATION
 FOUNDATION: UNDER REAMED PILES WITH DOUBLE BULB.
 FLOORING: MOSAIC FLOORING OF 10 TK. PLAIN CEMENT CONCRETE 1:5:10 OF SAND FILLING.
 SUPER STRUCTURE: FIRST CLASS B.W. IN C.M. 1:5 IN GROUND FLOOR & FIRST FLOOR.
 R.C.C. LINTELS, SUNSHADES, ETC. CEMENT CONCRETE 1:2:4
 JOINERY: ALL WINDOWS, VENTILATORS ARE IN STEEL. ALL DOORS ARE IN TEAK WOOD.
 PLASTERING: 12MM TK. IN CEMENT MORTAR 1:4
 FINISHING: CEMENT PAINT OF PLASTERED SURFACE
 WEATHERING COURSE: PRESSED TILES IN C.M. 1:4 OF BRICK JELLY IN LIME CONCRETE LAID TO SLOPE.

AREA STATEMENT
 GROUND FLOOR AREA: 267.12 SqM
 FIRST FLOOR AREA: 267.12 SqM

SCHEDULE OF JOINERY

S. NO	OPENING SIZE		TYPE
	WIDTH	HEIGHT	
A	1830	2440	ROLLING SHUTTER
B	900	2100	T.W. COMM. FLUSH DOOR
C	900	2100	COMM. FLUSH DOOR
D	2100	2100	ALUM. GLAZED DOOR
E	750	1800	COMM. FLUSH DOOR
1	1830	1530	STEEL GLAZED WINDOW
2	1053	1530	STEEL GLAZED WINDOW
3	900	1980	STEEL GLAZED WINDOW
4	1500	750	STEEL GLAZED VENTILATOR
5	2400	750	STEEL GLAZED VENTILATOR
6	6100	1650	TERRACOTTA JALLY
7	6100	2140	TERRACOTTA JALLY
8	3430	3000	TERRACOTTA JALLY
9	3430	3660	TERRACOTTA JALLY
10	3430	2140	TERRACOTTA JALLY

NOTES
 1. ALL DIMENSIONS ARE IN MM.
 2. ONLY WRITTEN DIMENSIONS SHALL BE FOLLOWED.

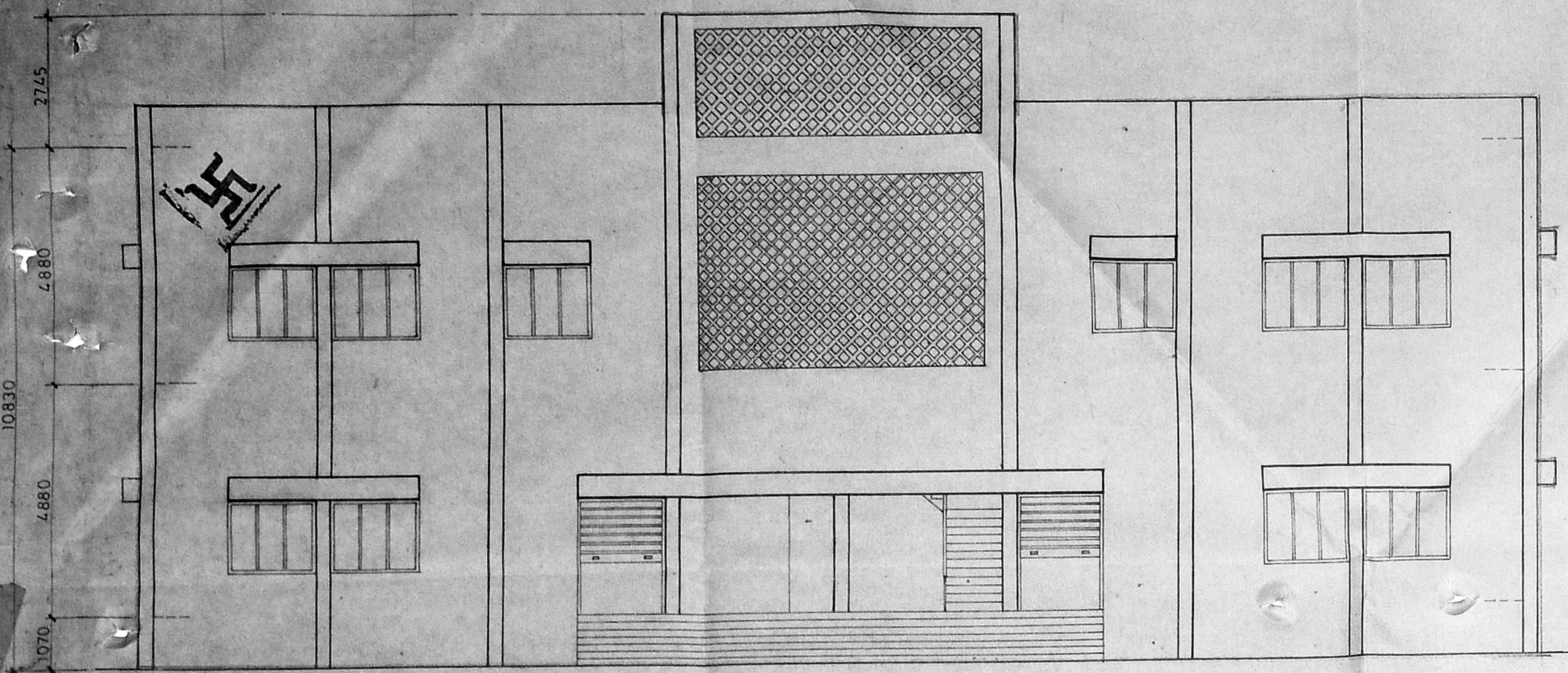
COLOUR REFERENCE
 BOUNDARY LINE ———
 ROAD ———
 PROPOSED WORK ———
 EXISTING BUILDING ———

TITLE: CLASS ROOM
 GROUND FLOOR PLAN, FIRST FLOOR PLAN, TERRACE FLOOR PLAN, SECTION, ELEVATION & OTHER DETAILS FOR BUILDING NO. 27/2

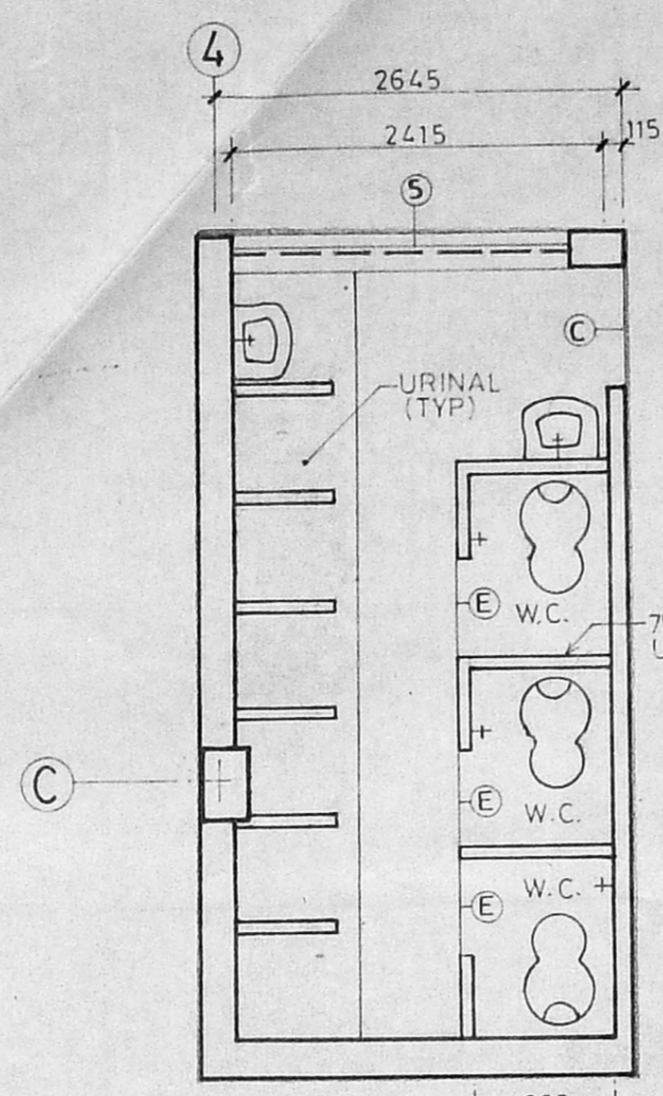
DRN. BY: ASV. DATE: R. NO. 0
 SCALE: 1:100,50 DRG. NO: 93-8914/MMDA/A1-27

OWNER
 [Signature]

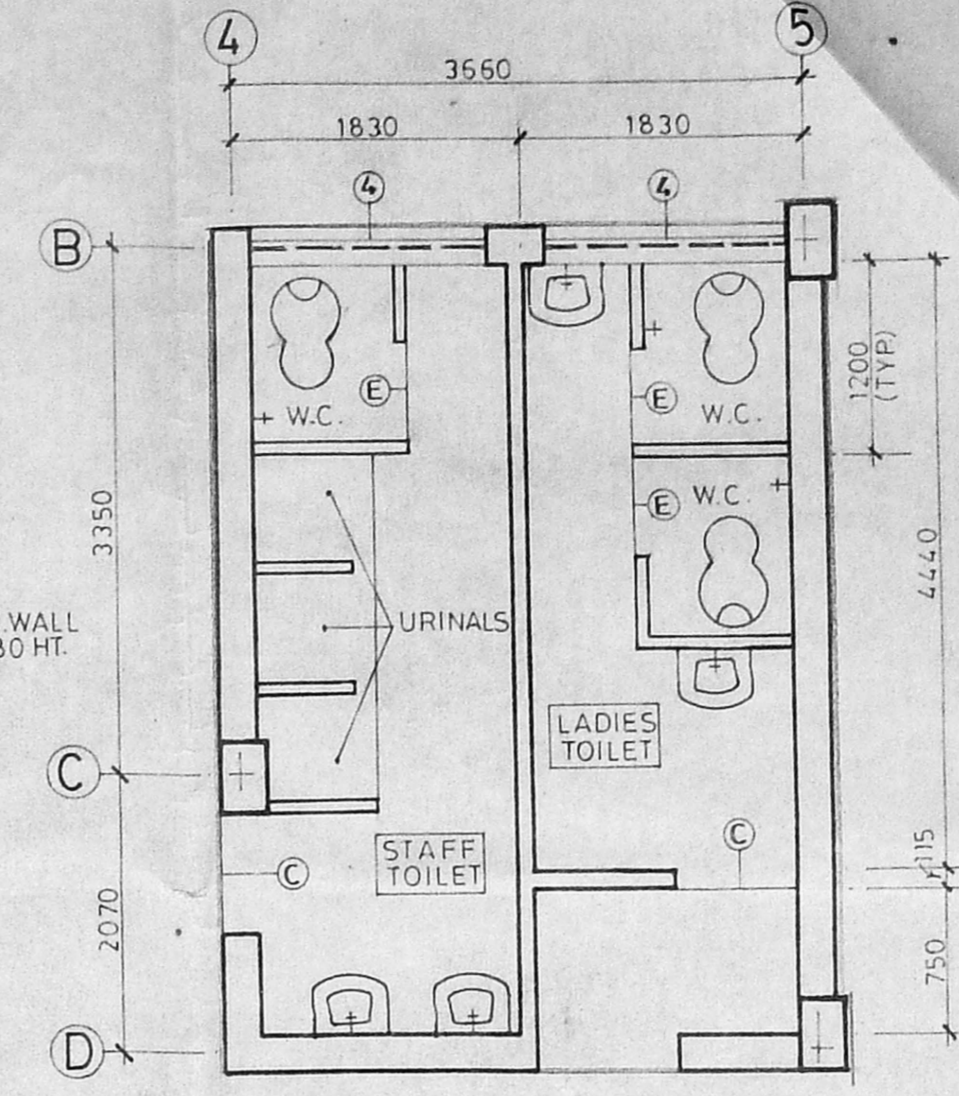
LINCENCED ENGINEER
 [Signature] R. BALASUBRAMANIAN
 B.E. (CIVIL) P.O.P.T. & CP.
 LICENCED SURVEYOR
 Class I (Regd. No. 435/88-89)
 Corporation of Madras
 913 POONAMALLEE HIGH ROAD,
 OPPOSITE TO NEHRU PARK MADRAS-84.



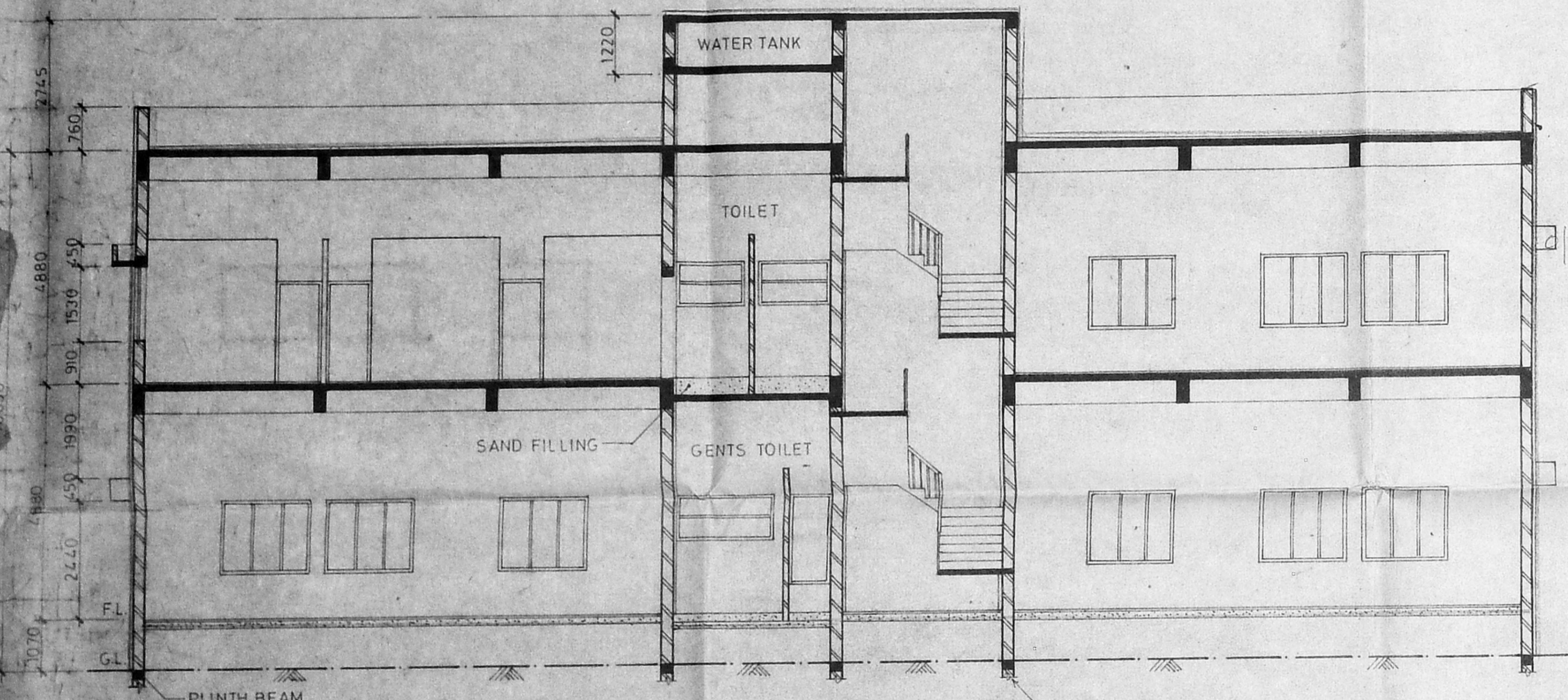
FRONT ELEVATION



GENTS TOILET PLAN

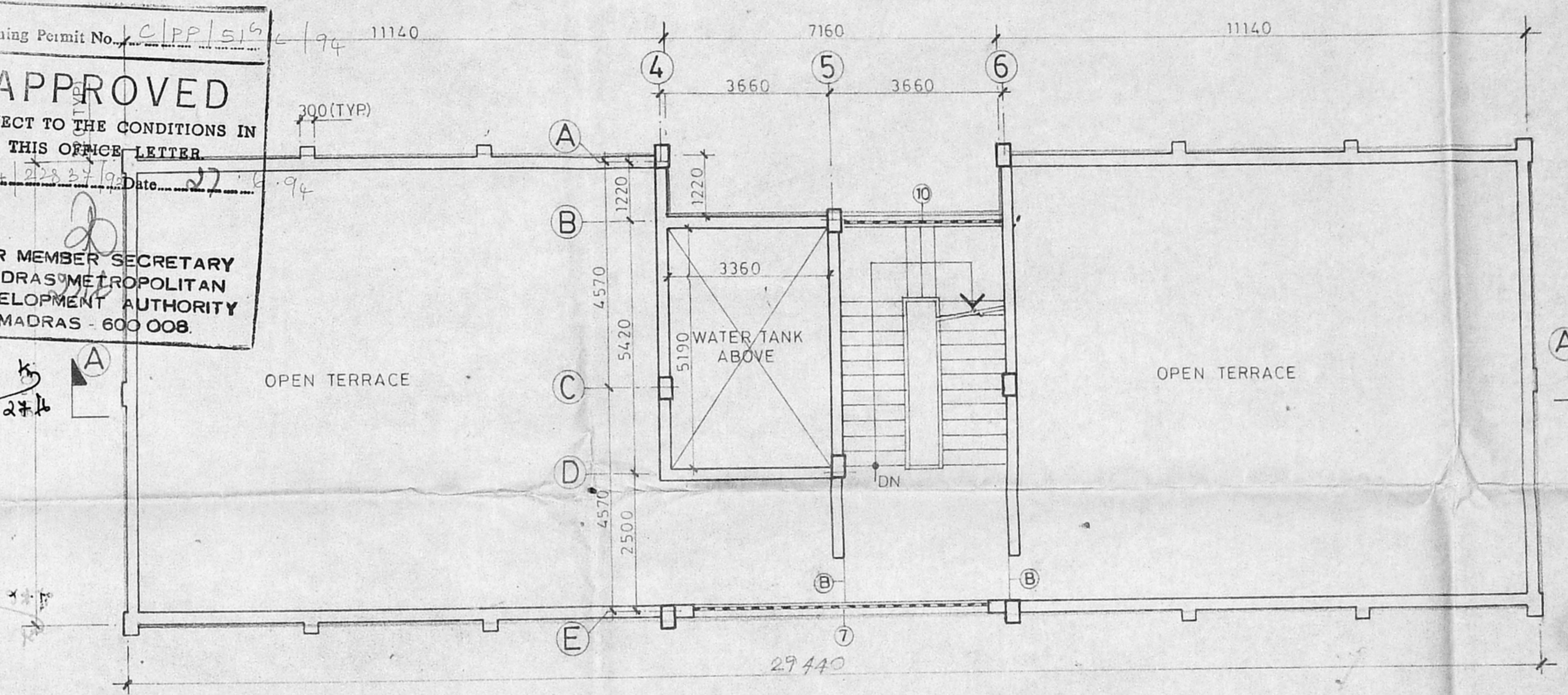


STAFF & LADIES TOILET PLAN

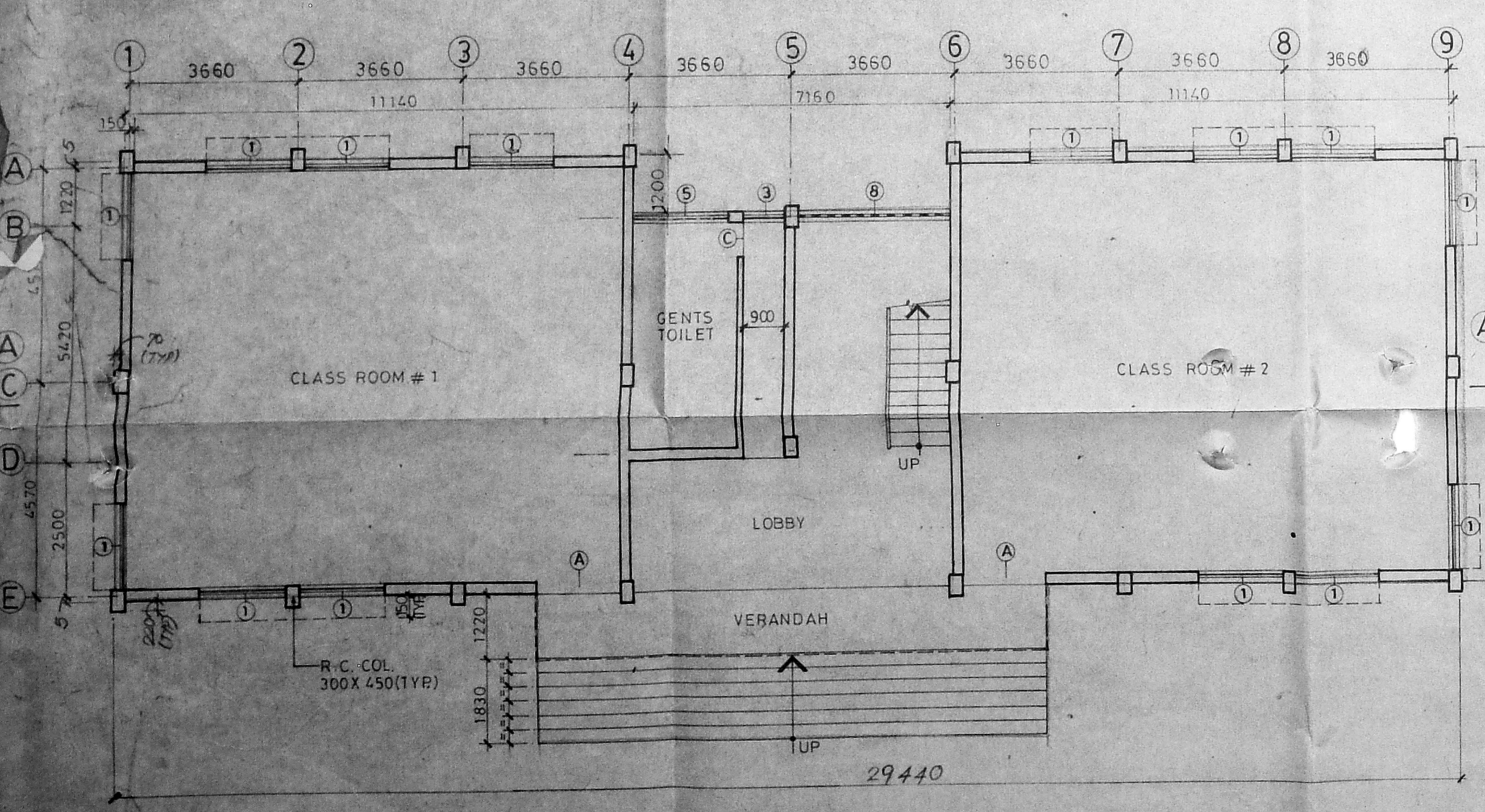


SECTION A A

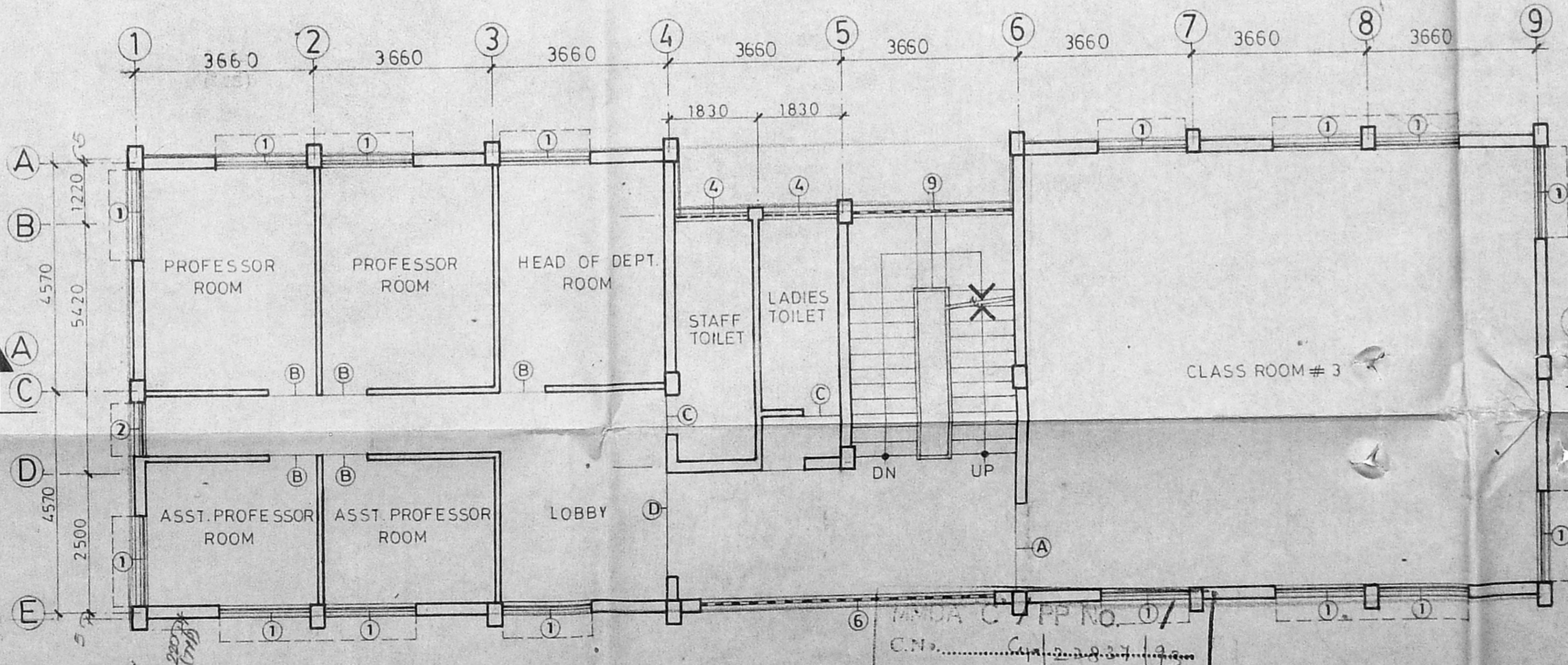
Planning Permit No. C/P/519/194/11140
APPROVED
 SUBJECT TO THE CONDITIONS IN THIS OFFICE LETTER
 No. C/P/223/27/94 Date: 27/11/94
 FOR MEMBER SECRETARY
 MADRAS METROPOLITAN
 DEVELOPMENT AUTHORITY
 MADRAS - 600 008.



TERRACE FLOOR PLAN



GROUND FLOOR PLAN



FIRST FLOOR PLAN

MADRAS C/P/519/194/11140
 C.N. [Signature]
 Asst. [Signature]
 Scrutiny:
 PART I [Signature]
 PART II [Signature]
 A.P. D.P.

PROPOSED JEPPIAAR ENGINEERING COLLEGE AT CHEMMANCHERI VILLAGE, MADRAS -96


SURVEY NOS. 373/1A,1B, 374/1,375/1A,1B & 2, 379/2C, 380/1,2,3A2,3A3,3B1,3B2, 3B3, 381,382/1A, 385/5 & 6, 386.

SPECIFICATION

FOUNDATION: UNDER REAMED PILES WITH DOUBLE BULB.
 FLOORING: GRANULITIC FLOORING of 10 TK. PLAIN CEMENT CONCRETE of SAND FILLING.
 SUPER STRUCTURE: FIRST CLASS BK.WK IN C.M. 1:5.
 R.C.C LINTELS, SUNSHADES, ETC, CEMENT CONCRETE 1:2:4
 JOINERY: ALL DOORS WINDOWS VENTILATORS ARE IN STEEL.
 PLASTERING: 12MM TK. CEMENT MORTAR 1:4.
 FINISHING: CEMENT PAINT of PLASTERED SURFACE.
 WEATHERING COURSE: PRESSED TILES IN C.M. 1:4 of BRICK JELLY IN LIME CONCRETE LAID TO SLOPE.

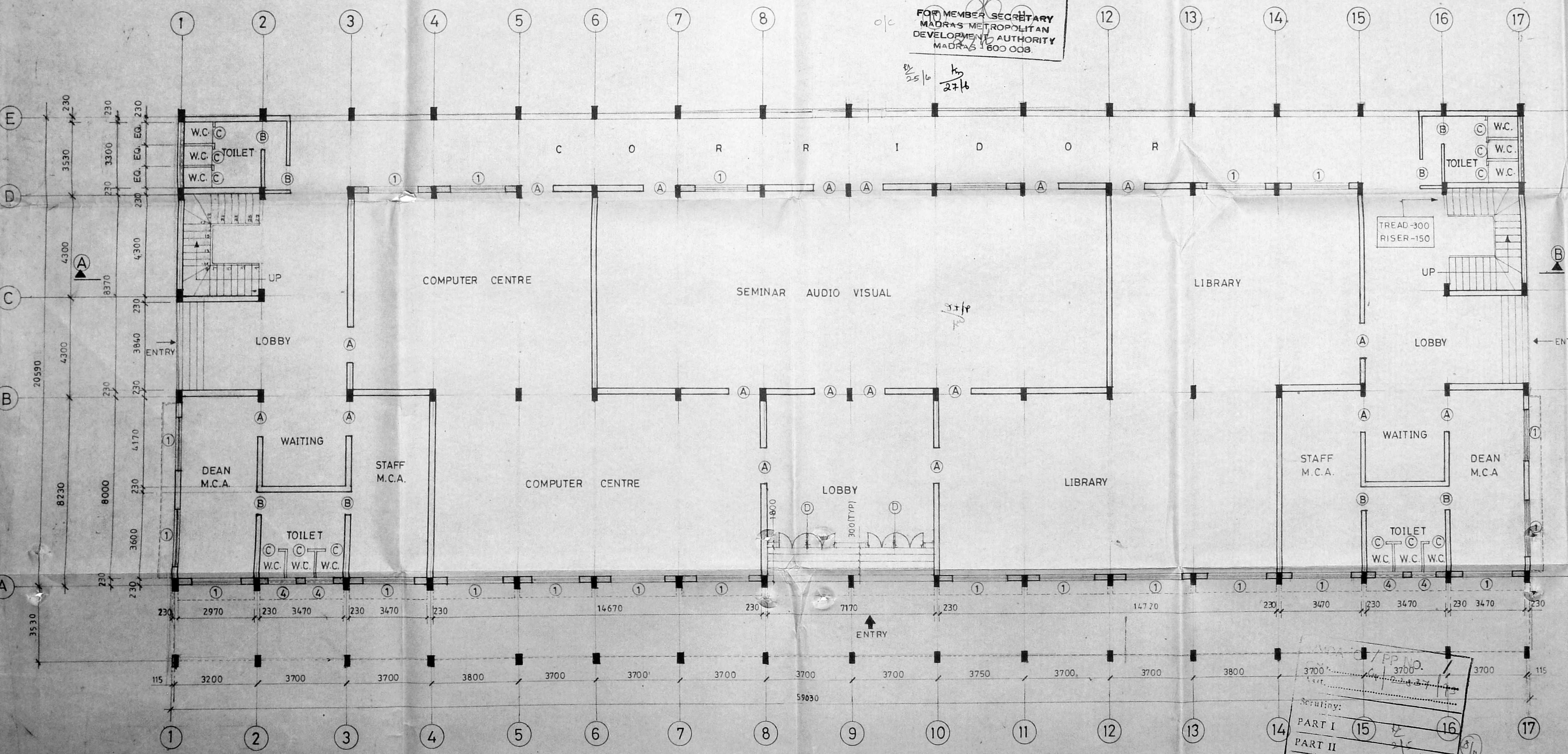
AREA STATEMENT:

GROUND FLOOR AREA : 1205.31 SQ.M
 FIRST FLOOR AREA : 1414.29 SQ.M
 SECOND FLOOR AREA : 1414.29 SQ.M
 TOTAL BUILT UP AREA : 4403.80 SQ.M



FRONT ELEVATION

Planning Permit No. 21PPL51/W/94
APPROVED
 SUBJECT TO THE CONDITIONS IN THIS OFFICE LETTER
 No. 1323/37/94 Date: 27.6.94
 FOR MEMBER SECRETARY
 MADRAS METROPOLITAN DEVELOPMENT AUTHORITY
 MADRAS 600 008



GROUND FLOOR PLAN

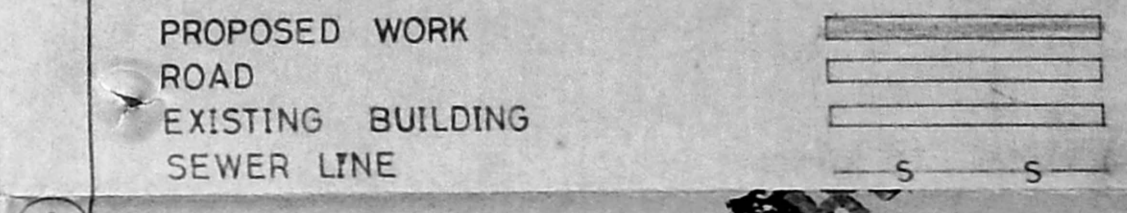
REF DRG

SCHEDULE OF JOINERY
 FIRST & SECOND FLOOR
 PLAN & SECTION DETAILS REF DRG NO: 93-8914/MMDA/A1-29

NOTES

1. ALL DIMENSIONS ARE IN MILLIMETRES
2. ONLY WRITTEN DIMENSIONS SHALL BE FOLLOWED

COLOUR INDEX



TITLE:
GROUND FLOOR PLAN & FRONT ELEVATION (MBA & MCA BLOCK NO.28)

DRN BY: [Signature] DATE: 19.11.93 REV NO. 0

SCALE: 1:100 DRG NO. 8914/MMDA/A1-28

OWNER: [Signature]

LICENSED SURVEYOR:
[Signature]
 R BALASUBRAMANIAN
 BE (CIVIL) P DIP T & CP
 LICENSED SURVEYOR
 CLASS I (Regd No 435/88 89)
 Corporation of Madras
 913 POONANALLI HIGH ROAD
 OPPOSITE TO NEHRU PARK, MADRAS-66

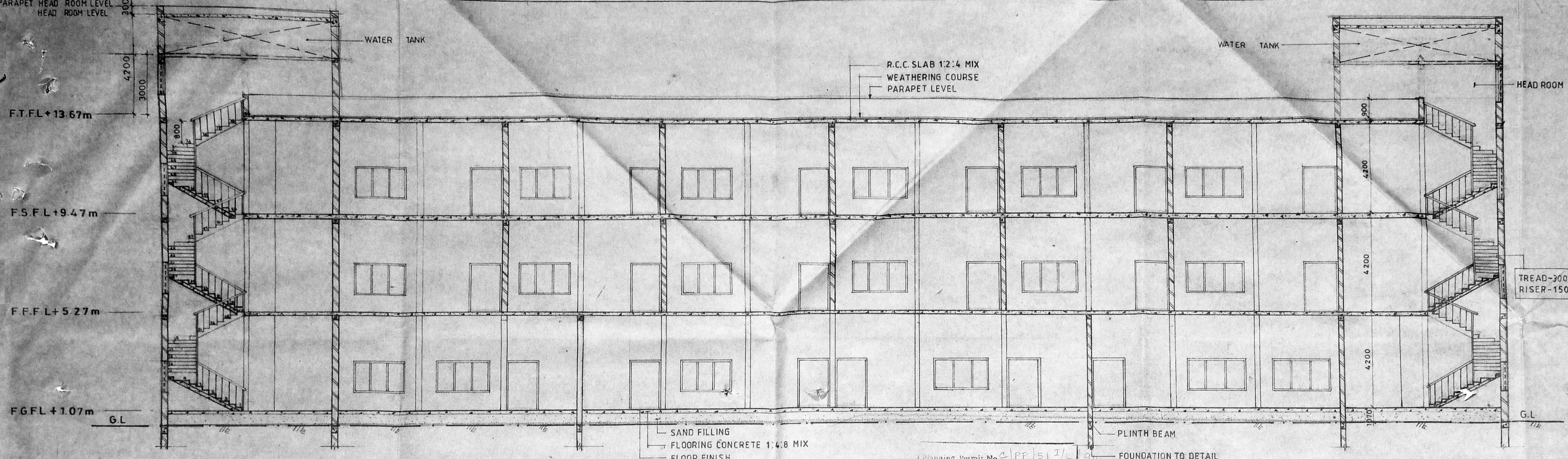
MADRAS METROPOLITAN DEVELOPMENT AUTHORITY / PP NO. 21PPL51/W/94
 3700
 3700
 Part I
 Part II
 A.P.
 D.P.

PROPOSED JEPPIAAR ENGINEERING COLLEGE AT CHEMMANCHERI VILLAGE. MADRAS - 96.

SURVEY NO. 373|1A,1B,374|1,375|1A,1B & 2 379|2C,380|1,2,3A2,3A3,3B1,3B2,3B3,381,382|1A, 385|5 & 6,386.

SPECIFICATION:
 FOUNDATION: UNDER REAMED PILES WITH DOUBLE BULB.
 FLOORING: GRANOLITHIC FLOORING @ 10 TK. PLAIN CEM
 SUPERSTRUCTURE: FIRST CLASS BRICKWORK IN C.M. 1:5 IN GROUND FLOOR
 R.C.C LINTEL SUNSHADES ETC CEMENT CONCRETE 1:2:4
 JOINERY: ALL DOORS WINDOW VENTILATOR ARE IN STEEL
 PLASTERING: 12MM T.K. CEMENT MORTAR 1:4
 FINISHING: CEMENT PAINT @ PLASTERED SURFACE.
 WEATHERING COURSE: PRESSED TILES IN CM 1:4 @ BRICK JELLY IN LIME CONCRETE LAID TO SLOPE.

REF DRG
 GROUND FLOOR PLAN FRONT ELEVATION REF DRG NO. 8914/MMDA/A1-78
 LAYOUT PLAN REF DRG NO. 8914/RC/AC-02



SECTION ON (A) (B)

Planning Permit No. 21115/1
APPROVED
 SUBJECT TO THE CONDITIONS IN THIS OFFICE LETTER.
 No. 12232/19 Date 27.6.78
 FOR MEMBER SECRETARY
 MADRAS METROPOLITAN DEVELOPMENT AUTHORITY
 MADRAS - 600 008.

SCHEDULE OF JOINERY

S.NO	OPENING SIZE		TYPE
	WIDTH	HEIGHT	
(A)	1500	2400	PANELLED DOOR
(B)	1200	2400	PANELLED DOOR
(C)	900	2100	PANELLED DOOR
(D)	2400	2100	ALUM. DOOR
(1)	2400	1700	STEEL WINDOW
(2)	1200	1700	STEEL WINDOW
(3)	2840	600	GLAZED VENTILATOR
(4)	4300	1700	R.C. JALLY
(5)	900	1200	STEEL WINDOW
(6)	2400	1700	RC JALLY
(7)	900	1700	RC JALLY

NOTES:
 1. ALL DIMENSIONS ARE IN MM.
 2. ONLY WRITTEN DIMENSIONS SHALL BE FOLLOWED.

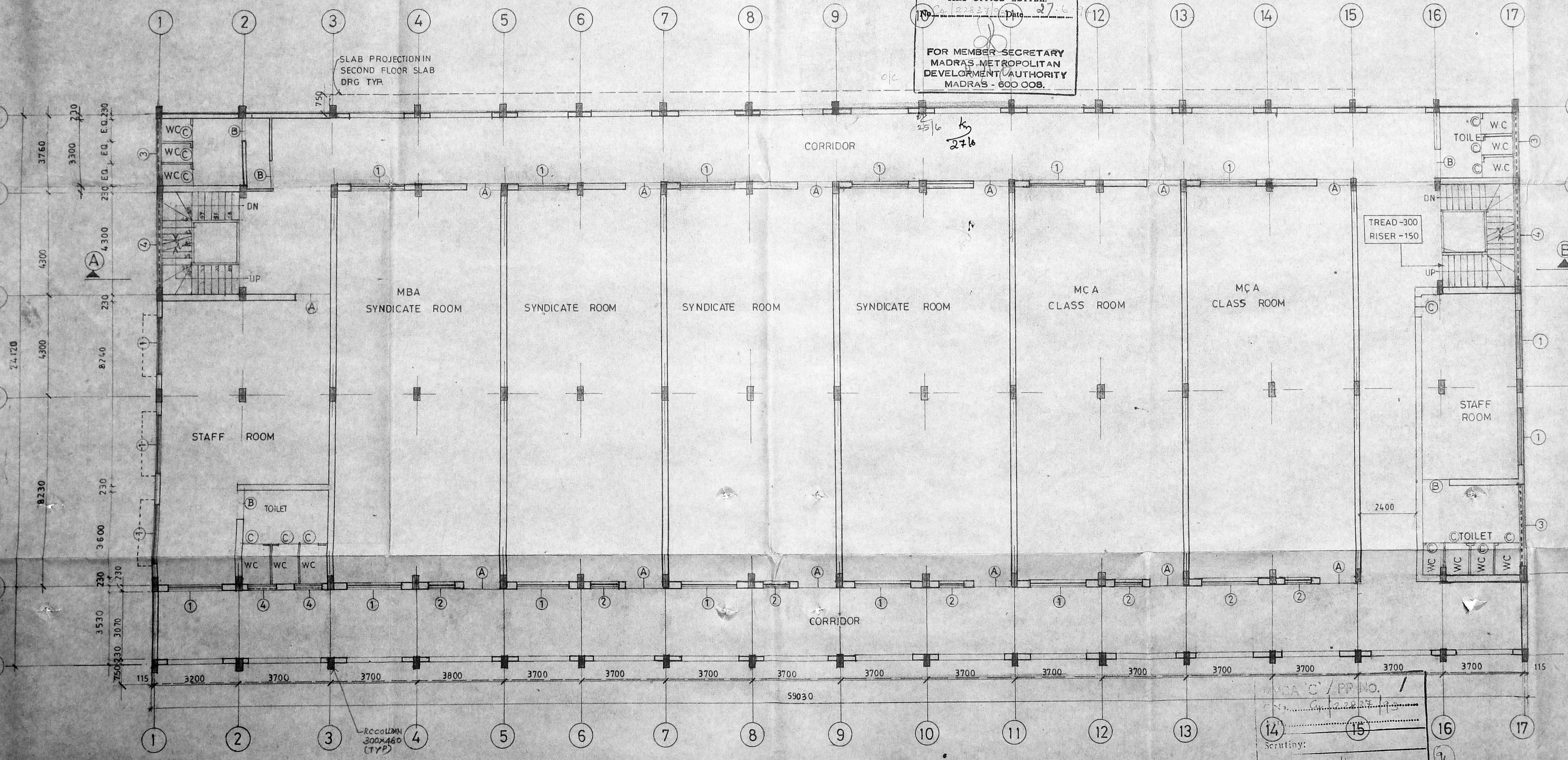
COLOUR REFERENCE:
 PROPOSED WORK: [Symbol]
 ROAD: [Symbol]
 EXISTING BUILDING: [Symbol]
 SEWER LINE: [Symbol]

TITLE: MBA & MCA BUILDING
FIRST/SECOND FLOOR PLAN & SECTION (BLOCK NO. 28)

DRN. BY: [Signature] DATE: 17.11.93 REV. NO: 0
 SCALE: 1:100 DRG. NO: 93-8914/MMDA/A1-29

OWNER: [Signature]

LICENCED ENGINEER:
 R. BALASUBRAMANIAN,
 BE (CIVIL) P. DIP. T & CP
 LICENCED SURVEYOR
 CLASS I (Regd. No. 435/88-89)
 Corporation Of Madras.
 913, POONAMALLE HIGH ROAD,
 OPPOSITE TO NEHRUPARK HS-44



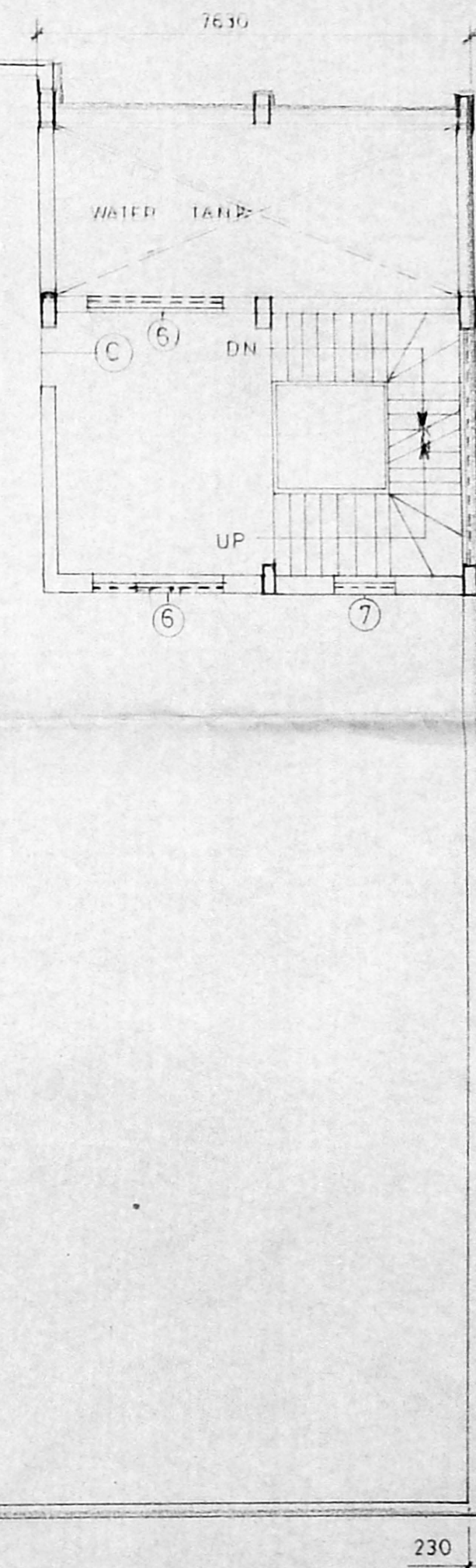
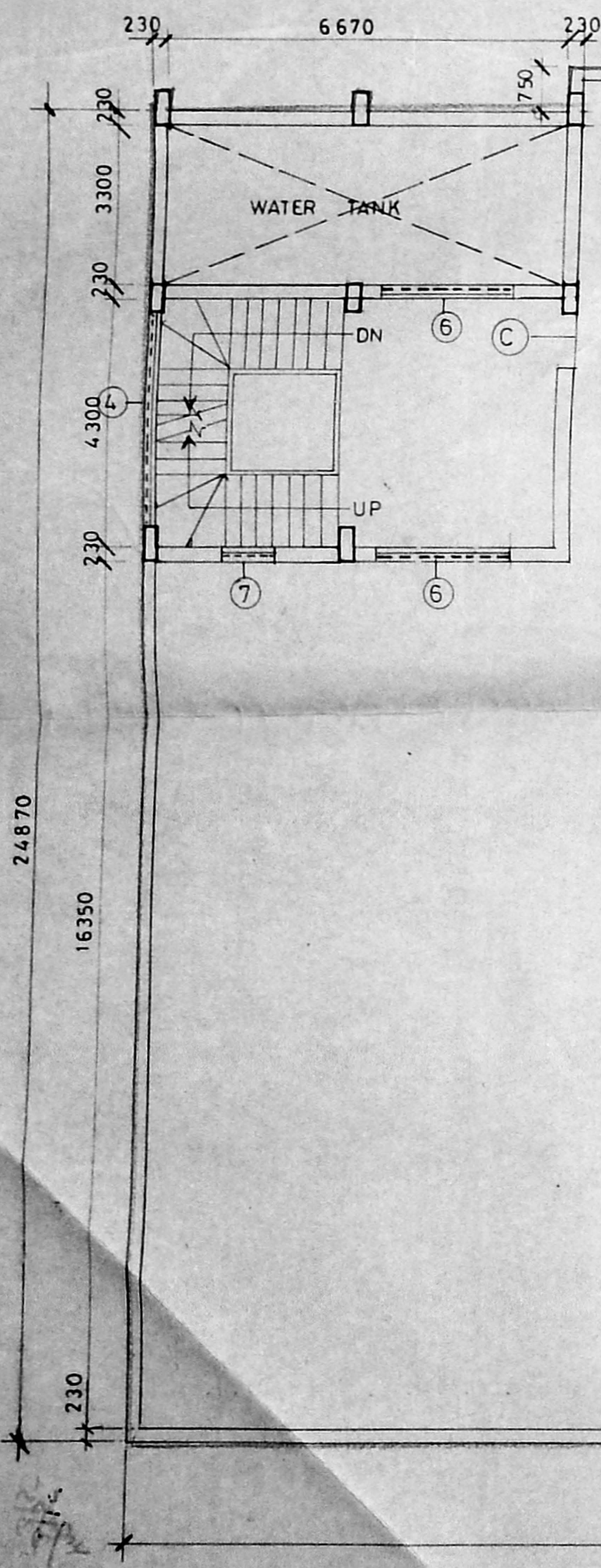
FIRST/SECOND FLOOR PLAN

MCA C / PP NO. /
 Scrutiny:
 PART I [Signature]
 PART II [Signature]
 A.P. [Signature] D.P. [Signature]

PROPOSED JEPPIAAR ENGINEERING COLLEGE AT CHEMMANCHERI VILLAGE, MADRAS -96.
 SURVEY NOS. 373/1A.1B.374/1.375/1A.1B & 2 379/2C.380/1.2.3A2 3B1.3B2.3B3.381, 382/1A. 385/5 & 6.386.

SPECIFICATION:

SPECIFICATION: UNDER REAMED PILES WITH DOUBLE BULB FLOORING GRANOLITHIC FLOORING 10TK PLAINCEM SUPERSTRUCTURE: FIRST CLASS BRICKWORK IN CM 1:5 IN GROUND FLOOR
 R.C.C LINTEL SUNSHADES ETC: CEMENT CONCRETE 1:2:4 JOINERY: ALL DOORS WINDOW VENTILATOR ARE IN STEEL PLASTERING: 12mm TK. CEMENT MORTAR 1:4 FINISHING CEMENT PAINT 1/4 PLASTERED SURFACE.
 WEATHERING COURSE: PRESSED TILES IN CM 1:4 0/7 BRICK JELLY IN LIME CONCRETE LAID TO SLOPE



Planning Permit No. C/PP/519/L 94
APPROVED
 SUBJECT TO THE CONDITIONS IN THIS OFFICE LETTER.
 No. 22237/93 Date 27.6.94
 FOR MEMBER SECRETARY
 MADRAS METROPOLITAN
 DEVELOPMENT AUTHORITY
 MADRAS - 600 008.

o/c
 25/6 by 2/16

2/16

TERRACE FLOOR PLAN

MMDA 'C' / PP No. /
 C.No. C/22237/93
 Asst. _____
 Scrutiny:
 PART I by 2/16
 PART II _____
 AP 25/6 DP

REF DRG
 LAYOUT PLAN REF DRG NO 8914/RC/A1-07
 GROUND FLOOR PLAN FRONT ELEVATION REF DRGNO 8914/MMDA/A1-28
 FIRST & SECOND FLOOR PLAN & SECTION
 DETAILS REF DRG NO: 8914/MMDA/A1-29

NOTES
 1 ALL DIMENSIONS ARE IN MM
 2 ONLY WRITTEN DIMENSIONS SHALL BE FOLLOWED.

COLOUR REFERANCE
 PROPOSED WORK
 ROAD
 EXISTING BUILDING
 SEWER LINE

TITLE MBA & MCA BUILDING
TERRACE FLOOR PLAN
 (BLOCK NO 28)

DRN BY: K.K.V	DATE 4.3.94	REV NO: 0
SCALE 1:100	DRG NO. 93-8914/MMDA/A1-30	

OWNER

LICENCED ENGINEER:

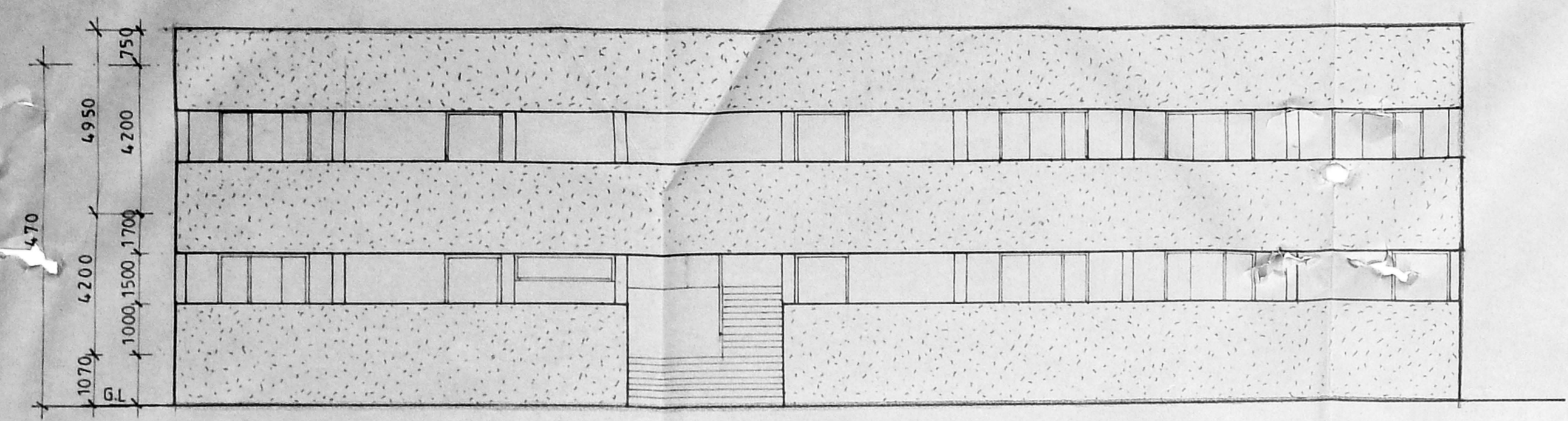
 R.BALASUBRAMANIAN
 BE CIVIL P DIP T&CP
 LICENCED SURVEYOR
 CLASS I REGD. No 435/BB-80)
 Corporation of Madras
 913 POONAMALLE HIGH ROAD
 OPPOSITE TO NERUR PARK

PROPOSED SATHYABAMA ENGINEERING COLLEGE CAMPUS AT SEMMANCHERY VILLAGE MADRAS VILLAGE NO:190 SURVEY NOS 373|1A,1B,374|1,375|1A,1B.&2, 379|2C,380|1,2,3A2,3A3,3B1,3B2,3B3,381,382|1A,385|5&6,386.

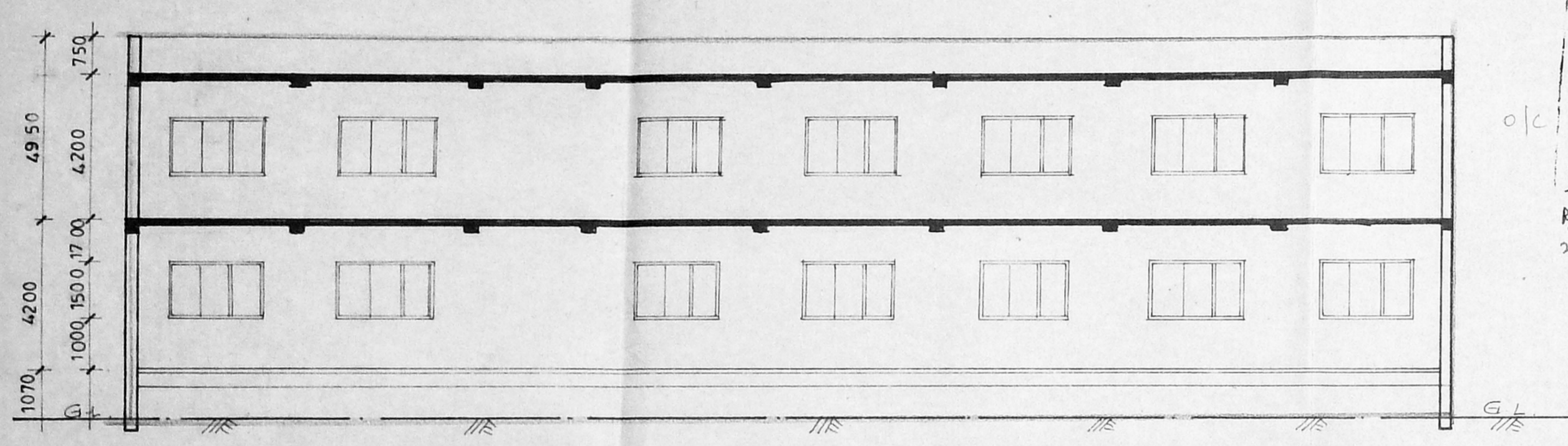
SPECIFICATION:

FOUNDATION: UNDER REAMED PILE'S WITH DOUBLE BULB.
 FLOORING: MOSAIC FLOORING & 10.TK. PLAIN CEMENT CONCRETE 1:5:10 & SAND FILLING.
 SUPER STRUCTURE: FIRST CLASS BRICK WORK IN C.M. 1:5 IN GROUND FLOOR.
 R.C.C LINTELS, SUNSHADES, ETC.: CEMENT CONCRETE 1:2:4
 JOINERY: ALL DOORS ARE IN TEAK WOOD WINDOWS VENTILATORS ARE IN STEEL.
 PLASTERING: 12 MM TK. CEMENT MOTAR 1:4
 FINISHING: CEMENT PAINT & PLASTERED SURFACE.
 WEATHERING COURSE: PRESSED TILES IN CM 1:4 & BRICK JELLY IN LIME CONCRETE.

MMDA 'C' / PP NO. //
 C.No. 122837/93
 Date 27.6.94
 No. 24/22837/93 Date 27.6.94
 For MEMBER SECRETARY
 MADRAS METROPOLITAN
 DEVELOPMENT AUTHORITY
 MADRAS - 600 008.
 DP.

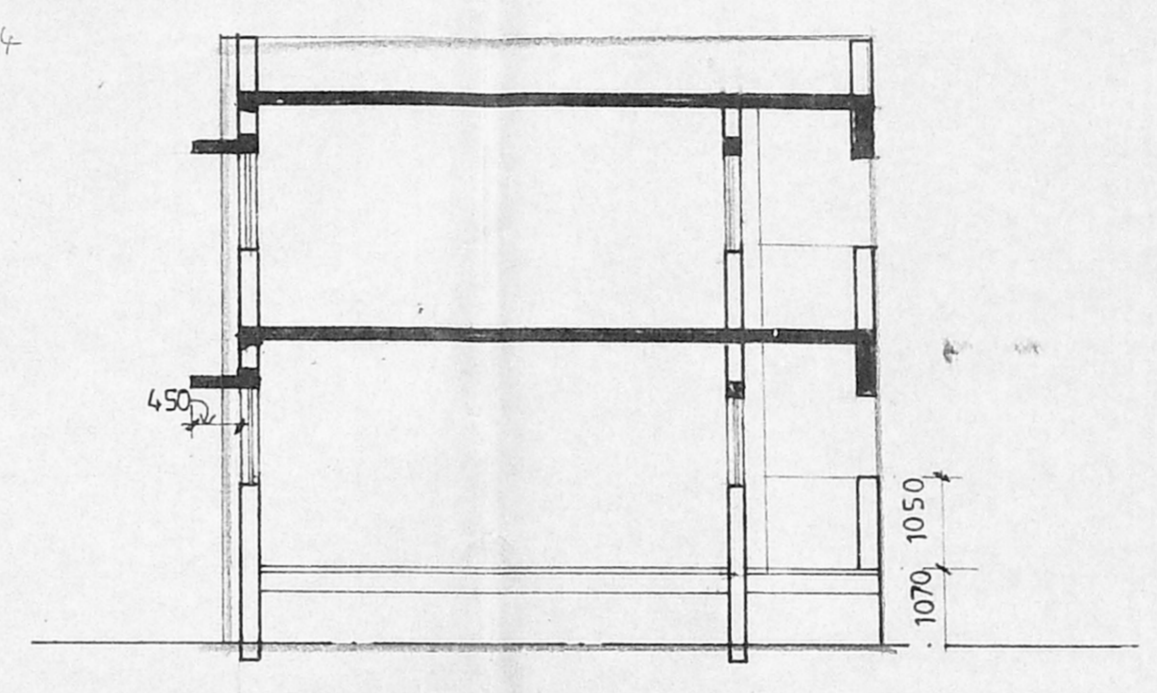


FRONT ELEVATION



SECTION ON A-B

Planning Permit No. C/PP/21/94
APPROVED
 SUBJECT TO THE CONDITIONS IN THIS OFFICE LETTER.
 No. 24/22837/93 Date 27.6.94
 FOR MEMBER SECRETARY
 MADRAS METROPOLITAN
 DEVELOPMENT AUTHORITY
 MADRAS - 600 008.



SECTION ON CD

AREA STATEMENT:

GROUND FLOOR AREA : 257.43 SQ.M
 FIRST FLOOR AREA : 257.43 SQ.M
 TOTAL FLOOR AREA : 514.86 SQ.M

SCHEDULE OF JOINERY

S NO	OPENING SIZE		TYPE
	WIDTH	HEIGHT	
(A)	1500	2100	PANELLED DOOR
(B)	2500	2100	PANELLED DOOR
(C)	1000	2100	PANELLED DOOR
(1)	2400	1700	GLAZED WINDOW
(2)	900	600	GLAZED VENTILATOR

NOTES

1 ALL DIMENSIONS ARE IN MM
 2 ONLY WRITTEN DIMENSIONS SHALL BE FOLLOWED

COLOUR REFERENCE:

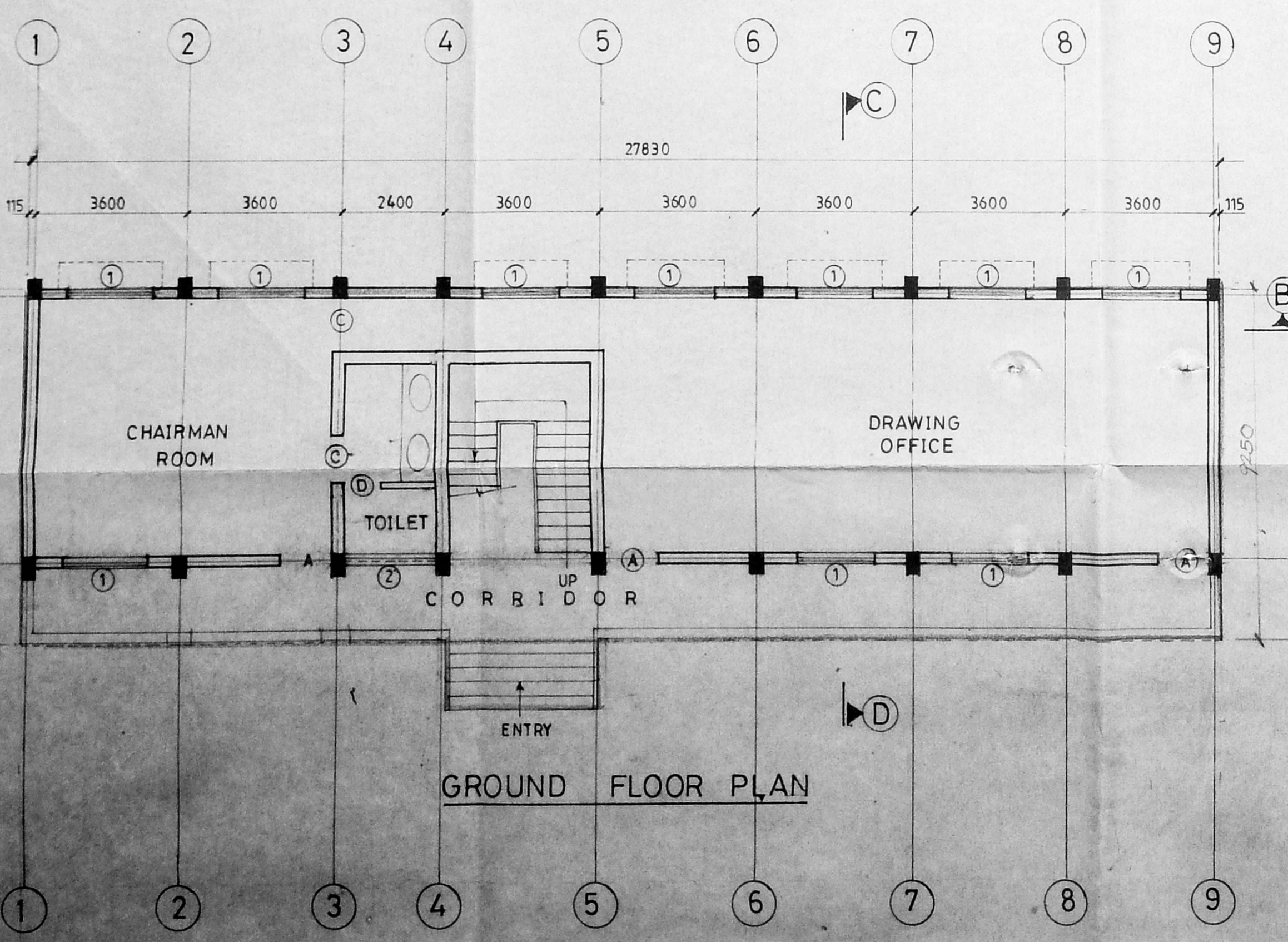
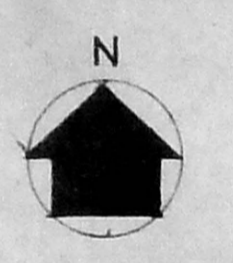
PROPOSED WORK	=====
ROAD	=====
EXISTING BUILDING	=====
SEWER LINE	-----S-----S-----

TITLE: ADMISTRATIVE BUILDING (BLOCK NO:29)
 GROUND FLOOR PLAN
 FIRST FLOOR PLAN
 SECTIONS (A-B & C-D)
 ELEVATION

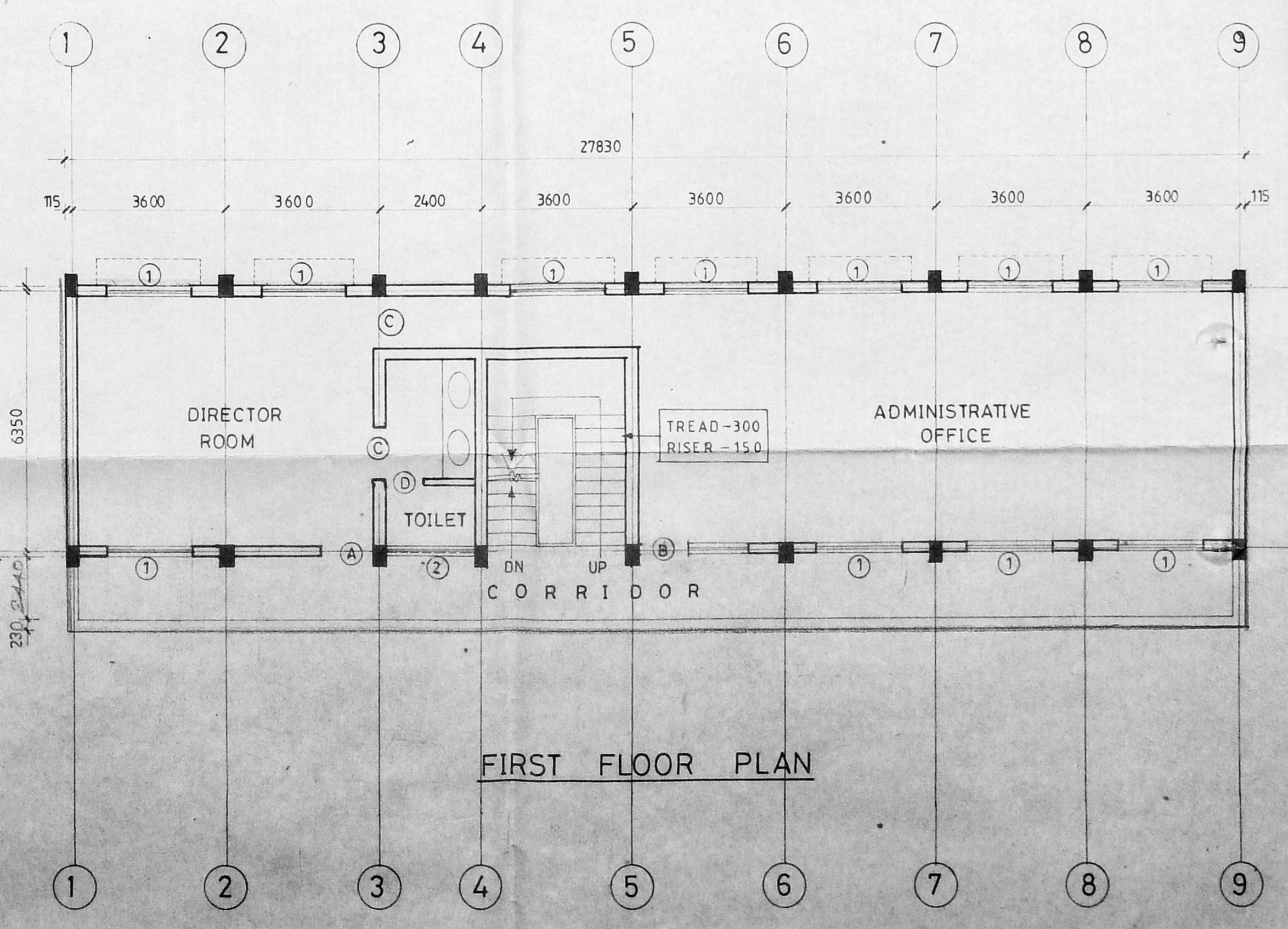
DRN BY: *[Signature]* DATE: 18-11-93 REV NO: 0
 SCALE: 1:100 DRG NO: 93-8914/MMDA/A1-31

OWNER: *[Signature]*

LICENCED SURVEYOR
 R BALASUBRAMANIAN
 B.E (CIVIL) P.DIP T & CP
 LICENCED SURVEYOR
 CLASS I (Regd No 435/88/89)
 Corporation of Madras
 913, POONAMALLEE HIGH ROAD,
 OPPOSITE TO NEHRU PARK, MS - 84.

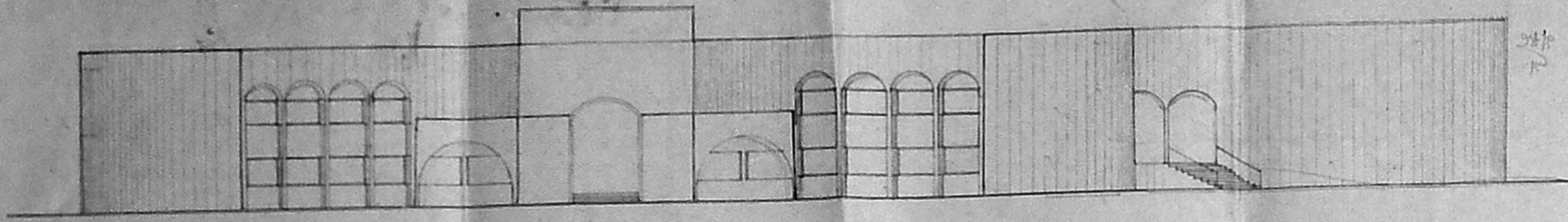


GROUND FLOOR PLAN

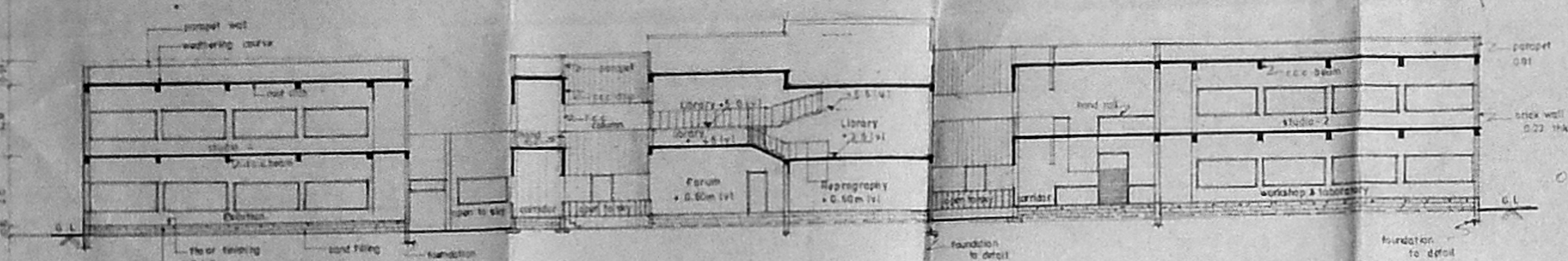


FIRST FLOOR PLAN

A/C / PP NO.
 C/22834/193
 Sathyabama
 PART I
 PART II

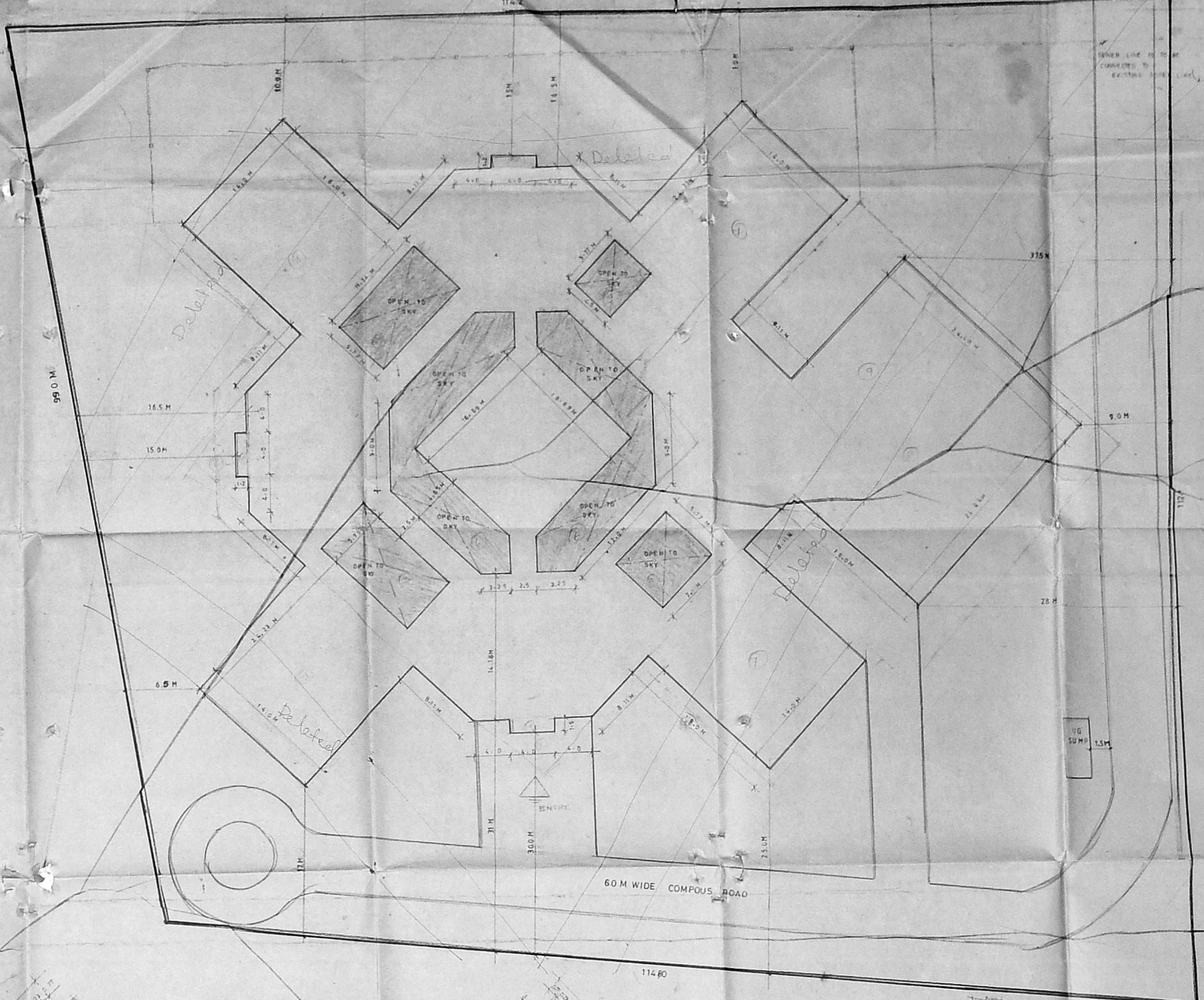


FRONT ELEVATION

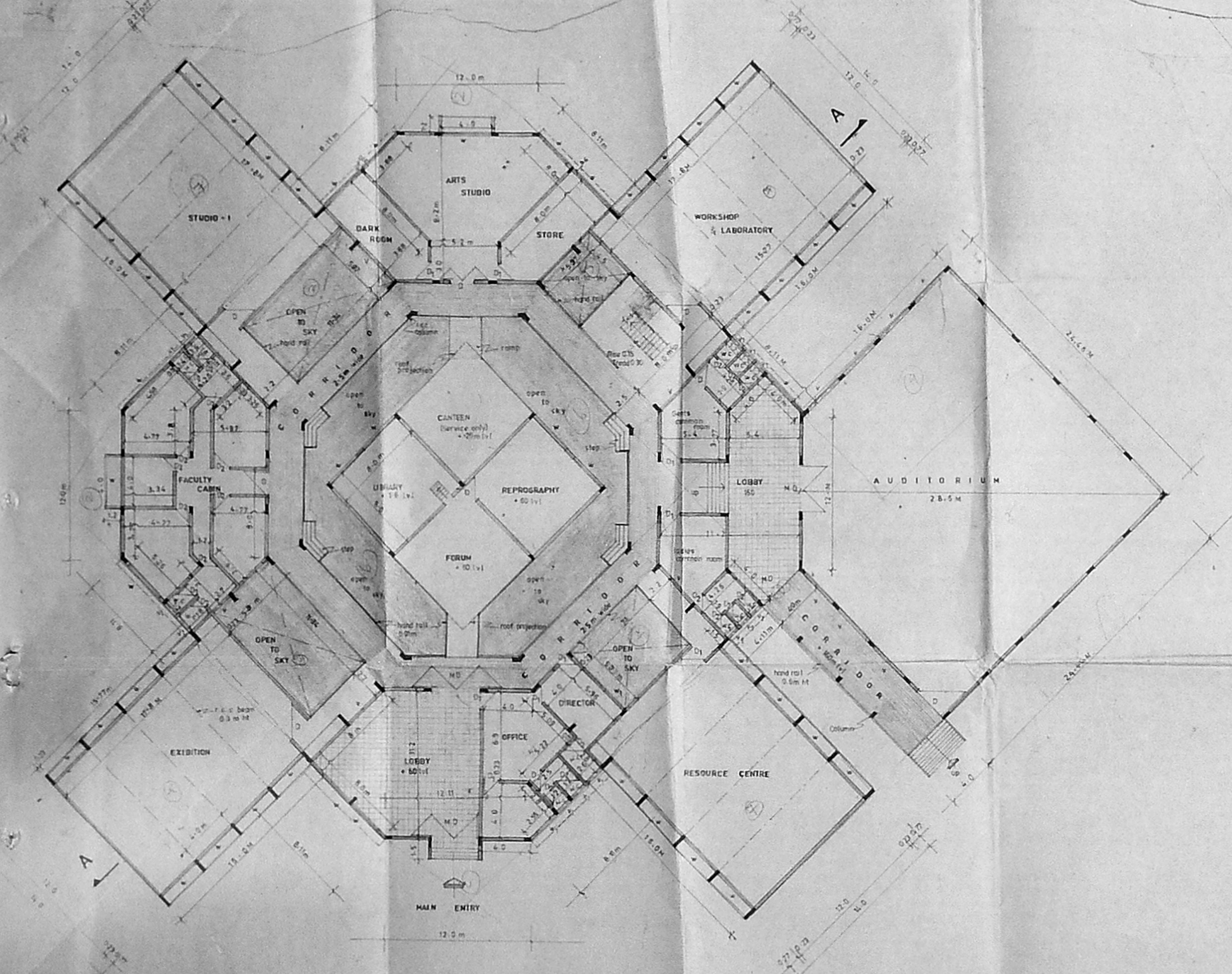


SECTION ON AA

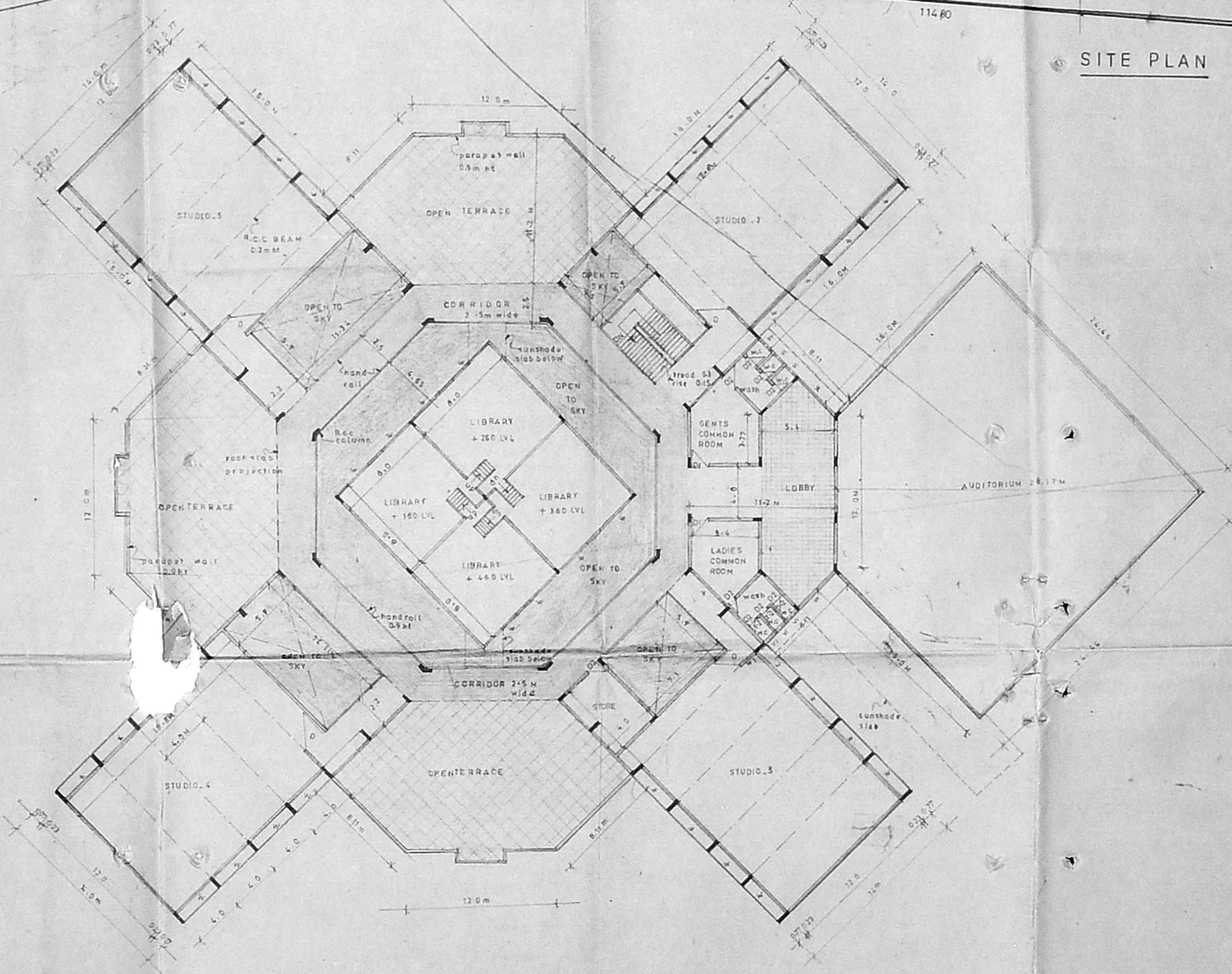
Planning Permit No. 27
APPROVED
 SUBJECT TO THE CONDITIONS IN
 THIS OFFICE LETTER
 No. 27/2000/193
 FOR MEMBER SECRETARY
 MADRAS METROPOLITAN
 DEVELOPMENT AUTHORITY
 MADRAS-600 008



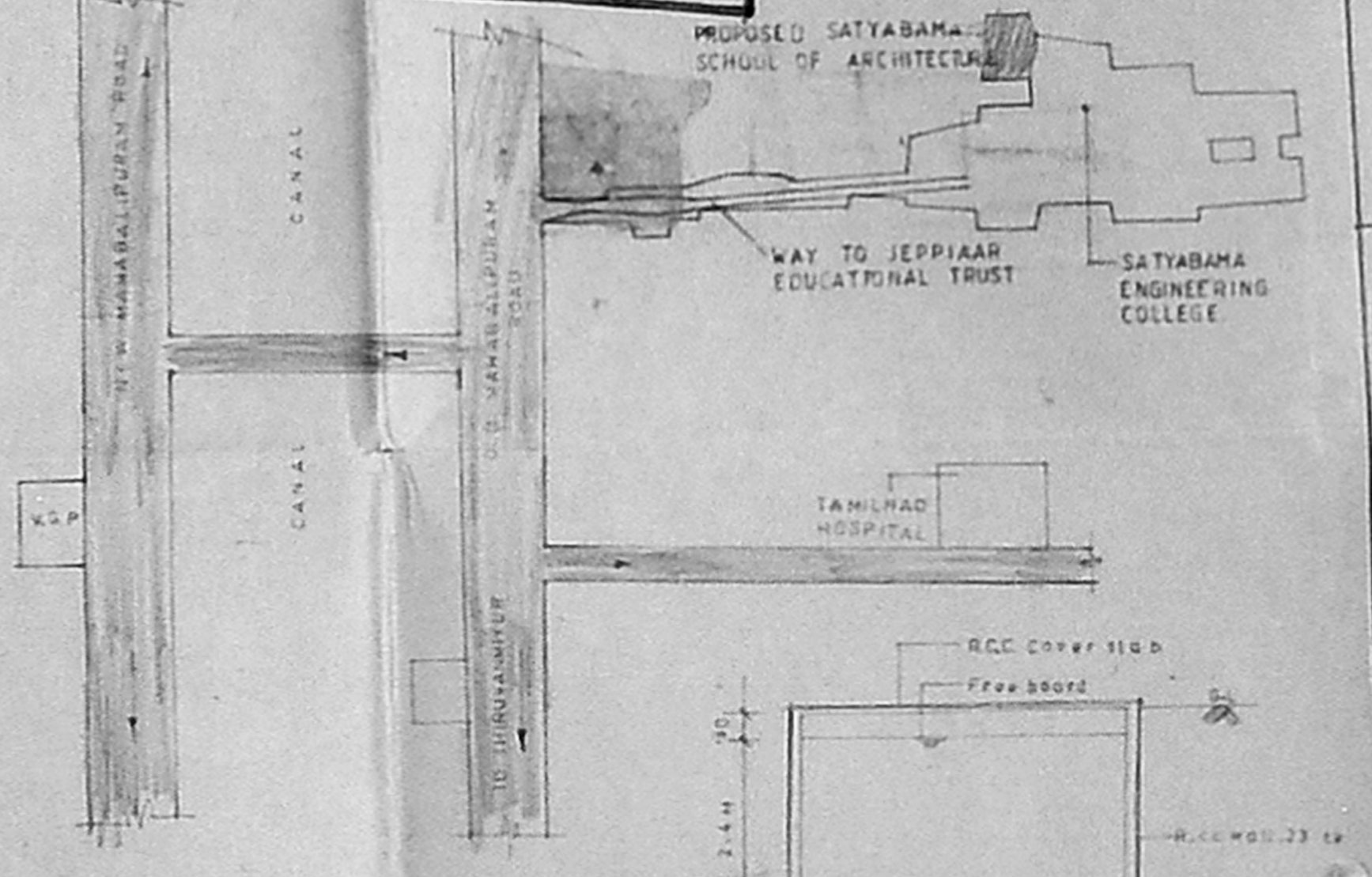
SITE PLAN



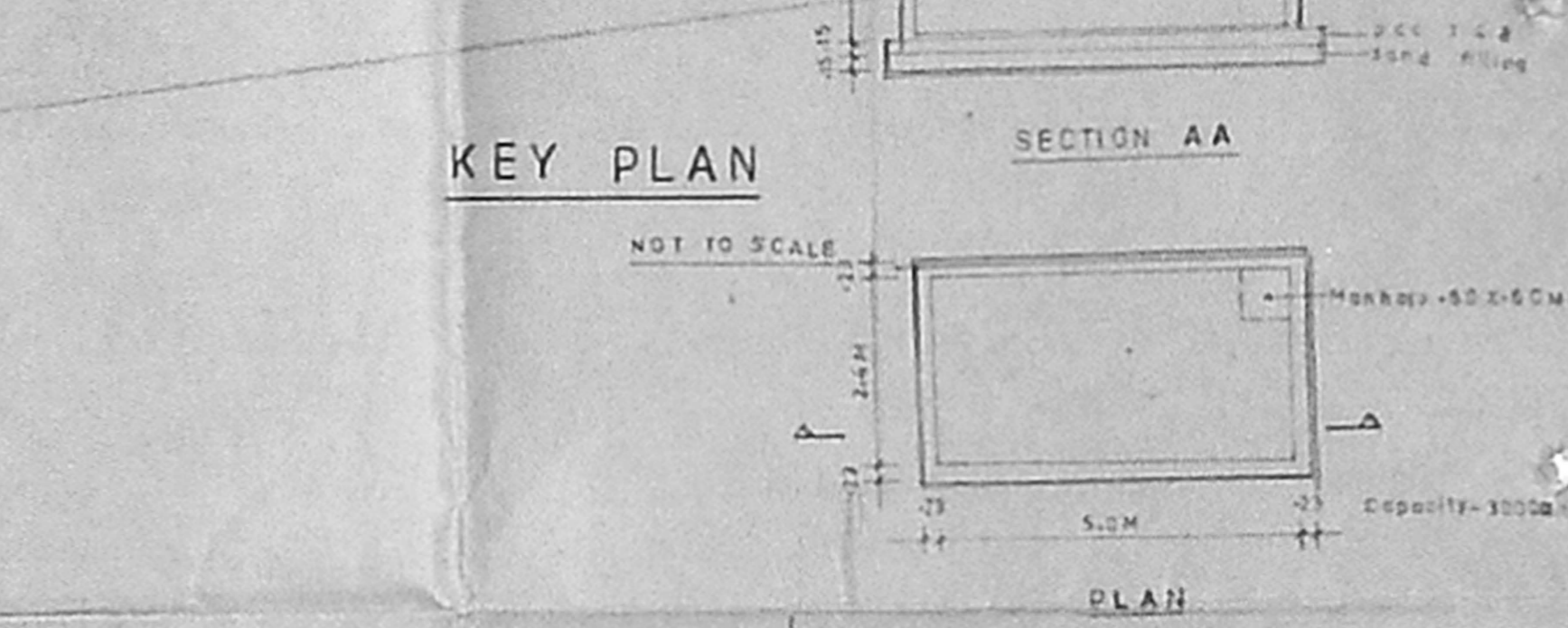
GROUND FLOOR PLAN




FIRST FLOOR PLAN



KEY PLAN



SUMP DETAILS



GATE DETAIL

OUTLET SPECIFICATIONS B-12

ITEM	DESCRIPTION
1	PILE FOUNDATION
2	STRUCTURE - 6.23 BRICK WALLS IN CM WITH RCC FRAME STRUCTURE
3	CASTING - 7.5 CM TS FOR WALL AND 1.5 FOR CEILING
4	FLOORING - MARBLE AND MOSAIC FLOORING
5	ROOFING - TWO LAYERS 10MM GLASS FIBREGLASS COLUMNS
6	PAINTING - TWO COATS FOR WALLS AND EXTRA ONE COAT FOR CEILING WITH GEMMENT PAINT
7	JOINERIES - CHEMICALLY TREATED WOOD AND ENAMEL PAINTED
8	WEATHERING COAT - 8.1 CM CONCRETE OVER ROOF SLAB WITH ONE LAYER OF BRICKED SLAB

SCHEDULE OF JOINERY

QTY	SIZE IN METRE	DESCRIPTION
1	4.0 x 2.4 m	MAIN DOOR
1	1.8 x 2.4 m	DOOR
1	1.2 x 2.4 m	DOOR
1	0.9 x 2.1 m	DOOR
1	3.0 x 1.5 m	WINDOW
1	1.8 x 1.5 m	WINDOW
1	3.0 x 0.9 m	VENTILATOR
1	0.6 x 0.45 m	VENTILATOR

COLOUR CODE REFERENCE

ITEM	DESCRIPTION
1	PROPOSED SITE
2	PROPOSED BUILDING
3	ROAD
4	SEWER LINE

AREA STATEMENT

ITEM	AREA
1	10800.00 SQ.M
2	2915.96 SQ.M
3	1635.32 SQ.M
4	4545.28

OWNER
 PROJECT
 PROPOSED SATHYABAMA SCHOOL OF ARCHITECTURE IN JEPPIAAR EDUCATIONAL TRUST SNO374/pt CHEMMENCHERY, MADRAS-96

GROUND FLOOR PLAN, FIRST FLOOR PLAN, ELEVATION, SECTION SITE PLAN FOR SATHYABAMA SCHOOL OF ARCHITECTURE BLOCK-23

R. BALASUBRAMANIAN
 REGISTERED P.E. & C.P.
 LICENSE NO. 435 88-89
 CORPORATION OF MADRAS
 215, POONAMALLEE HIGH ROAD
 OPPOSITE TO MENSA PARK, MADRAS
 OWNER
 LICENSED ENGINEER

JEPPIAAR HOUSING LIMITED
 96 CHAMBERS ROAD
 MADRAS 60